



2020

# CAMBRIDGE

## PRODUCT LINE SPECS

### & NEW PRODUCTS

*The Best Outdoor Living Ideas!*



### HIGHLIGHTS FOR 2020...




**NEW  
OMEGA  
SMOOTH  
WALL**




**NEW  
GARDEN  
WALL  
FIRE PIT KIT**




**NEW  
LOUVERED  
PERGOLA**



**THREE  
NEW  
PAVER  
COLORS**



**NEW  
OUTDOOR  
PORCELAIN  
TILE**



**TWO NEW  
NATURAL  
STONE  
COLORS**

*“ An added value when selling your home. ”*  
Charles H. Gamarekian, Founder / Chairman / CEO

ORDER/DISPATCH FAX:  
**201.933.2230**

CUSTOMER PICK UP FAX:  
**201.933.5912**

PHONE:  
**201.933.5000**

FIND US ONLINE:  
**cambridgepavers.com**

# GENERAL PRICING & ORDER INFORMATION

**PALLETS** (Non-Returnable)..... \$ \_\_\_\_ Each

**ALL RETURNS** (Prior Approval Required)

- A. Restocking Charge..... 20%
- B. Trucking Charge..... Amt. Based On Location

## DELIVERY TO JOB SITE:

Minimum Of 12 Cubes (*Pavingstones*) / Minimum 14 Pallets (*Wallstones*)

## DELIVERY TO DISTRIBUTOR'S YARD:

Minimum Of 16 Cubes (*Pavingstones*) / 14 Pallets (*Wallstones*). Truck reservations must be accompanied by a faxed order using a Cambridge order form. For delivery to a job site, recipient must meet truck.

All dimensions quoted in these specifications are nominal and are for guidance only. Actual sizes and weights will vary, particularly on the products designed to replicate natural stone which have features such as riven profiles and fettle edges. The sizes and quantities provided on these pages usually allow a nominal 5mm or more of sand joint width.

*NOTE: 1 sq. ft. of 2 3/8 in. thick pavingstones equals approx. 27 lbs. Example: 100 sq. ft. / one cube = 2,700 lbs.*

**ATTENTION: AS YOU KNOW, DISTRIBUTOR'S CONTRACTORS ARE NO LONGER PERMITTED TO PICK UP AT CAMBRIDGE. THIS WILL IMPROVE YARD LOADING AND DELIVERY TIMES FOR ALL CAMBRIDGE CUSTOMERS. THANK YOU FOR UNDERSTANDING.**

## ORDERING COYOTE "CUSTOM ORDER ONLY" PRODUCTS

**NOTE:** Coyote products designated as "Custom Order Only" are not in our inventory. To ensure that items are available on a timely basis, a single order will be placed weekly. Custom Orders must be received by 11:00 AM on Wednesday. The product ordered will be available the following Friday at Cambridge unless otherwise specified at the time of order placement.

## SPECIAL ORDERS

**PAVERS:** Payment is required prior to manufacturing. Minimum order quantity will be required. All overage material must be purchased.

**OUTDOOR LIVING KITS:** See below for the policy regarding Special Order quotes.

### » QUOTES:

- A Quote for Special Order product will be provided within 2 business days of the receipt of all required detail to accurately identify the requested product.
- There is a \_\_\_\_ charge for the processing of a Special Order quote. Product will be quoted upon receipt of a Purchase Order in the amount of \_\_\_\_, which will be invoiced immediately.
- Should you purchase the Special Order product, *Cambridge will credit \$ \_\_\_\_ to the invoiced amount upon receipt of a written order and pre-payment for the quoted product.*
- Quotes are valid for 60 days.

» **TERMS:** Special Order products are provided based on customer specifications and are not returnable. Payment in full is required for the manufacturing process to proceed.

» **LEAD TIME:** Will be provided at the time of quoting.

## CAMBRIDGE SOUTH AMBOY MATERIAL AVAILABILITY LIST

To help you take advantage of our South Amboy FOB wall pricing, we are providing a detailed list below of all Products Manufactured & Available at Cambridge South Amboy so you can fill out your trucks accordingly!

### » THE SHERWOOD COLLECTION

- Ledgestone 4.5 x 9 & Ledgestone 4.5 x 9 Smooth
- Ledgestone 3 Pc. Design Kit & Ledgestone 3 Pc. Design Kit Smooth
- XL 3 Pc. Design Kit & XL 3 Pc. Design Kit Smooth
- Ledgestone 18 x 18 & 18 x 18 Smooth
- 24 x 36 & 24 x 36 Smooth

### » THE ROUNDTABLE COLLECTION

- 6 x 6 Bluestone Blend, Driftwood & Montauk Blue & 6 x 9 Bluestone Blend, Driftwood, Limestone Quarry Blue, Montauk Blue & Slate

### » THE KINGSCOURT COLLECTION

- 6 x 9 Bluestone Blend

### » THE CRUSADER COLLECTION

- 6 x 12 Bullnose
- Ledgestone Cap
- 12 x 24 Cap Smooth

### » WALLSTONES

- Garden Wall
- Olde English Wall 4 x 8 x 12 (Tumbled & Non-Tumbled)
- Olde English Wall 4 x 8 x 20 (Non-Tumbled)
- Olde English Radius & XL Radius Wallstone
- Omega Wallstones
- Omega Smooth Wallstones
- Omega Smooth Column Kit
- Smooth Cap
- All "Plus" wall products (Page 14 & 15 or Product Line Specification)

### » ALLIANCE GATOR PRODUCTS

- SuperSand & Gatormaxx
- G2 SuperSand & Gatormaxx

**YOU WILL NOTICE THAT VERSUS LISTING SPECIFIC COLORS AVAILABLE BY SHAPE, THEY ARE CATEGORIZED BY COLOR PRICING CATEGORIES. PLEASE USE THE COLOR SELECTION GUIDES IN THE IMMEDIATE FOLLOWING PAGES FOR SPECIFIC COLOR AVAILABILITY BY SHAPE.**

| COLOR PRICING CATEGORIES | REASON FOR UPCHARGE  | COLORS   |
|--------------------------|--|--|
| STANDARD COLORS          | -  | Brandywine, Birchwood, Chestnut, Cottonwood, Ironwood, Onyx, Ruby, Sahara, Salmon, Chestnut/Bronze, Chestnut/Salmon, New England Blend, Onyx/Chestnut, Onyx/Natural, Ruby/Onyx, Sahara/Chestnut, Salmon/Onyx, Toffee/Onyx, Toffee/Onyx Lite, Toffee/Onyx/Mauve |
| COLOR PLUS               | PRICE INCREASED BECAUSE OF WHITE CEMENT                              | Coal, Mocha, Canyon Blend, Desert Beige, Limestone Quarry Blend, Redrock Blend, Riverbed Blend, Sahara/Chestnut Lite, Sandstone Blend, Sandstone Lite, Slate   |
| PREMIER COLORS           | PRICE INCREASED BECAUSE OF SPECIAL BLUE PIGMENTS AND/OR WHITE CEMENT | Blue Lagoon, Bluestone Blend, Driftwood, Eggshell, Limestone Quarry Blue, Montauk Blue, Oceanside, Shell, Stone Harbor, Vermont Slate  |

**NOTE:** Purple Haze and all South Beach Colors pricing is specified in the products they are available in.

Cambridge utilizes outside vendors/partners to provide you with the highest quality products. Please note, the appearance, availability and pricing of third-party and Cambridge products are subject to change at any time. Actual products may differ slightly from the pictures shown. Cambridge is not responsible for typographical (description and pricing) errors in our product line specifications.



|   | Bluestone Blend | Limestone Quarry Blend | Midnight Slate | Onyx/Natural | Riverbed Blend | Ruby/Onyx | Sahara/Chestnut | Sahara/Chestnut Lite | Sandstone Blend | Santa Fe | Toffee/Onyx | Toffee/Onyx Lite |
|---|-----------------|------------------------|----------------|--------------|----------------|-----------|-----------------|----------------------|-----------------|----------|-------------|------------------|
| Fully-Assembled Gas Fire Table  |                 |                        |                |              |                |           | ■               |                      |                 |          | ■           |                  |
| Olde English Wall Square Fire Pit Kit   | ■               |                        |                | ■            | ■              | ■         | ■               | ■                    | ■               |          | ■           | ■                |
| Olde English Wall Round Fire Pit Kit  | ■               |                        |                | ■            | ■              | ■         | ■               | ■                    | ■               |          | ■           | ■                |
| Garden Wall Round Fire Pit Kit Split Face   | ■               | ■                      |                | ■            |                | ■         | ■               | ■                    | ■               |          | ■           | ■                |
| Pyzique Round Fire Pit Kit Split Face   | ■               |                        |                | ■            |                | ■         |                 | ■                    |                 |          | ■           |                  |
| Pyzique Round Fire Pit Kit Renaissance  |                 |                        |                | ■            |                |           | ■               |                      |                 |          | ■           |                  |
| MaytRx Square Fire Pit Kit Split Face   | ■               |                        |                | ■            |                | ■         | ■               |                      |                 |          | ■           |                  |
| MaytRx Square Fire Pit Kit Renaissance  |                 |                        |                | ■            |                |           | ■               |                      |                 |          | ■           |                  |
| Ledgestone Radius Wall Round Barbeque & Fire Pit Kit  | ■               |                        |                | ■            |                |           | ■               |                      |                 |          | ■           |                  |
| Fully-Assembled Olde English Outdoor Fireplace & Waterfall/Firewood Box                     |                 | ■                      |                |              |                |           | ■               |                      |                 |          | ■           |                  |
| Olde English Wall Fireplace Kit & Firewood Box Kit  |                 |                        |                | ■            |                |           | ■               |                      |                 |          | ■           |                  |
| The Boutique Collection Mini Fully-Assembled Olde English Fireplace                         |                 | ■                      |                |              |                |           | ■               |                      |                 |          | ■           |                  |
| Olde English Paver Fireplace Kit & Firewood Box Kit   |                 |                        |                | ■            |                |           | ■               |                      |                 |          | ■           |                  |
| MaytRx Split Face Fireplace Kit & Firewood Box Kit  |                 |                        |                | ■            |                |           | ■               |                      |                 |          | ■           |                  |
| MaytRx Renaissance Fireplace Kit & Firewood Box Kit   |                 |                        |                | ■            |                |           | ■               |                      |                 |          | ■           |                  |
| Fully-Assembled The Berkshire Outdoor Fireplace & Firewood Box                              |                 | ■                      |                |              |                |           |                 |                      |                 |          | ■           |                  |
| Fully-Assembled Stone Veneer Outdoor Fireplace & Firewood Box                               |                 |                        | ■              |              |                |           |                 |                      |                 | ■        |             |                  |
| The Boutique Collection Mini Fully-Assembled Canyon Ledge Fireplace                         |                 |                        | ■              |              |                |           |                 |                      |                 | ■        |             |                  |
| The Boutique Collection Fully-Assembled Olde English Bench                                  |                 |                        |                |              |                |           | ■               |                      |                 |          | ■           |                  |
| Pre-Cut & Pre-Packaged MaytRx Seating Wall Kit (Quarter Round/Half Round - Split Face Only) |                 |                        |                | ■            |                |           | ■               |                      |                 |          | ■           |                  |
| Fully-Assembled Outdoor Kitchen   |                 | C                      |                |              |                |           | C               |                      |                 |          | C           |                  |
| Olde English Wall Outdoor Kitchen Kit   | ■               |                        |                | ■            |                |           | ■               |                      |                 |          | ■           |                  |
| Olde English Wall Outdoor Kitchen with Asado Cooker Kit                                     | ■               |                        |                | ■            |                |           | ■               |                      |                 |          | ■           |                  |
| MaytRx Wall Kitchen Kit Split Face  |                 |                        |                | ■            |                |           | ■               |                      |                 |          | ■           |                  |
| MaytRx Wall Kitchen Kit Renaissance   |                 |                        |                | ■            |                |           | ■               |                      |                 |          | ■           |                  |
| Fully-Assembled Stone Veneer Kitchen  |                 |                        | C              |              |                |           |                 |                      |                 | C        |             |                  |
| Fully-Assembled Pizza Oven  |                 | ■                      |                |              |                |           | ■               |                      |                 |          | ■           |                  |
| Fully-Assembled Stone Veneer Pizza Oven   |                 |                        | ■              |              |                |           |                 |                      |                 | ■        |             |                  |
| Olde English Wall Pizza Oven Kit  |                 |                        |                | ■            |                |           | ■               |                      |                 |          | ■           |                  |
| MaytRx Wall Pizza Oven Kit Split Face   |                 |                        |                | C            |                |           | C               |                      |                 |          | C           |                  |
| MaytRx Wall Pizza Oven Kit Renaissance  |                 |                        |                |              |                |           |                 |                      |                 |          |             |                  |
| Fully-Assembled Outdoor Grill Island  |                 | ■                      |                |              |                |           | ■               |                      |                 |          | ■           |                  |
| Olde English Wall Grill Module Kit  | ■               |                        |                | ■            |                |           | ■               |                      |                 |          | ■           |                  |
| MaytRx Wall Grill Module Kit Split Face   |                 |                        |                | ■            |                |           | ■               |                      |                 |          | ■           |                  |
| MaytRx Wall Grill Module Kit Renaissance  |                 |                        |                | ■            |                |           | ■               |                      |                 |          | ■           |                  |
| Ledgestone Wall Grill Module Kit  | ■               |                        |                | ■            |                |           | ■               |                      | ■               |          | ■           |                  |
| Fully-Assembled Stone Veneer Grill Island   |                 |                        | ■              |              |                |           |                 |                      |                 | ■        |             |                  |
| Olde English Wall Bar Module Kit  | C               |                        |                | ■            |                |           | ■               |                      | C               |          | ■           |                  |
| MaytRx Wall Bar Module Kit Split Face   |                 |                        |                | ■            |                |           | ■               |                      |                 |          | ■           |                  |
| MaytRx Wall Bar Module Kit Renaissance  |                 |                        |                |              |                |           |                 |                      |                 |          |             |                  |
| Olde English Wall Patio Pub & Bistro Table Kit  |                 |                        |                |              |                |           | ■               |                      |                 |          | ■           |                  |
| MaytRx Wall Patio Pub & Bistro Table Kit Split Face   |                 |                        |                |              |                |           | ■               |                      |                 |          | ■           |                  |
| MaytRx Wall Patio Pub & Bistro Table Kit Renaissance  |                 |                        |                |              |                |           | ■               |                      |                 |          | ■           |                  |
| Ledgestone Wall Evolution 360   |                 |                        |                |              |                |           |                 |                      |                 |          |             |                  |
| Olde English Wall Rectangular & Round Waterfall Kits  | ■               |                        |                | ■            |                |           | ■               |                      | ■               |          | ■           |                  |
| Fully-Assembled Grand Columns & Grand Column Mailboxes                                      |                 |                        |                |              |                |           | C               |                      |                 |          | C           |                  |
| Olde English Column Mailbox Kit   |                 |                        |                | ■            |                |           | ■               |                      | C               |          | ■           |                  |
| MaytRx Column Mailbox Kit Split Face  |                 |                        |                | ■            |                |           | ■               |                      |                 |          | ■           |                  |

# PAVINGSTONES Color Selection Guide

| SHERWOOD COLLECTION                           | Chestnut  | Coal | Eggshell | Mocha | Onyx | Blue Lagoon | Bluestone Blend | Canyon Blend | Chestnut/Bronze | Desert Beige | Driftwood | Limestone Quarry Blend | Limestone Quarry Blue | Montauk Blue | Oceanside | Onyx/Chestnut | Onyx/Natural | Purple Haze | Redrock Blend | Riverbed Blend | Ruby/Onyx | Sahara/Chestnut | Sahara/Chestnut Lite | Sandstone Blend | Sandstone Lite | Slate | Stone Harbor | Toffee/Onyx | Toffee/Onyx Lite | Toffee/Onyx/Mauve | Vermont Slate |   |
|---|---|------|----------|-------|------|-------------|-----------------|--------------|-----------------|--------------|-----------|------------------------|-----------------------|--------------|-----------|---------------|--------------|-------------|---------------|----------------|-----------|-----------------|----------------------|-----------------|----------------|-------|--------------|-------------|------------------|-------------------|---------------|---|
|   | Ledgestone 3-Pc. Design Kit                                     | ■    | ■        | ■     | ■    | ■           | ■               | ■            | ■               | ■            | ■         | ■                      | ■                     | ■            | ■         | ■             | ■            | ■           | ■             | ■              | ■         | ■               | ■                    | ■               | ■              | ■     | ■            | ■           | ■                | ■                 | ■             | ■ |
| Ledgestone 4 1/2 x 9                          | ■   | ■    | ■        | ■     | ■    | ■           | ■               | ■            | ■               | ■            | ■         | ■                      | ■                     | ■            | ■         | ■             | ■            | ■           | ■             | ■              | ■         | ■               | ■                    | ■               | ■              | ■     | ■            | ■           | ■                | ■                 | ■             | ■ |
| Ledgestone 9 x 9, 9 x 18 & 18 x 18 Design Kit |   |      |          |       |      | ■           | ■               | ■            | ■               | ■            | ■         | ■                      | ■                     | ■            | ■         | ■             | ■            | ■           | ■             | ■              | ■         | ■               | ■                    | ■               | ■              | ■     | ■            | ■           | ■                | ■                 | ■             |   |
| Ledgestone 18 x 18                            |   |      |          |       |      | ■           | ■               | ■            | ■               | ■            | ■         | ■                      | ■                     | ■            | ■         | ■             | ■            | ■           | ■             | ■              | ■         | ■               | ■                    | ■               | ■              | ■     | ■            | ■           | ■                | ■                 | ■             |   |
| Ledgestone XL 3-Pc. Design Kit                |   |      |          |       |      | ■           | ■               | ■            | ■               | ■            | ■         | ■                      | ■                     | ■            | ■         | ■             | ■            | ■           | ■             | ■              | ■         | ■               | ■                    | ■               | ■              | ■     | ■            | ■           | ■                | ■                 | ■             |   |
| Ledgestone XL 15 3/4 x 23 3/8                 |   |      |          |       |      | ■           | ■               | ■            | ■               | ■            | ■         | ■                      | ■                     | ■            | ■         | ■             | ■            | ■           | ■             | ■              | ■         | ■               | ■                    | ■               | ■              | ■     | ■            | ■           | ■                | ■                 | ■             |   |
| Ledgestone XL 24 x 36                         |   |      | ■        |       |      | ■           | ■               | ■            | ■               | ■            | ■         | ■                      | ■                     | ■            | ■         | ■             | ■            | ■           | ■             | ■              | ■         | ■               | ■                    | ■               | ■              | ■     | ■            | ■           | ■                | ■                 | ■             |   |
| Ledgestone Circle Design Kit                  | ■   | ■    | ■        | ■     | ■    | ■           | ■               | ■            | ■               | ■            | ■         | ■                      | ■                     | ■            | ■         | ■             | ■            | ■           | ■             | ■              | ■         | ■               | ■                    | ■               | ■              | ■     | ■            | ■           | ■                | ■                 | ■             |   |
| Ledgestone Smooth 3-Pc. Design Kit            |   |      | ■        |       |      | ■           | ■               | ■            | ■               | ■            | ■         | ■                      | ■                     | ■            | ■         | ■             | ■            | ■           | ■             | ■              | ■         | ■               | ■                    | ■               | ■              | ■     | ■            | ■           | ■                | ■                 | ■             |   |
| Ledgestone Smooth 4 1/2 x 9                   | ■   | ■    | ■        | ■     | ■    | ■           | ■               | ■            | ■               | ■            | ■         | ■                      | ■                     | ■            | ■         | ■             | ■            | ■           | ■             | ■              | ■         | ■               | ■                    | ■               | ■              | ■     | ■            | ■           | ■                | ■                 | ■             |   |
| Ledgestone Smooth 18 x 18                     |   |      |          |       |      | ■           | ■               | ■            | ■               | ■            | ■         | ■                      | ■                     | ■            | ■         | ■             | ■            | ■           | ■             | ■              | ■         | ■               | ■                    | ■               | ■              | ■     | ■            | ■           | ■                | ■                 | ■             |   |
| XL Smooth 3-Pc. Design Kit                    |   |      | ■        |       |      | ■           | ■               | ■            | ■               | ■            | ■         | ■                      | ■                     | ■            | ■         | ■             | ■            | ■           | ■             | ■              | ■         | ■               | ■                    | ■               | ■              | ■     | ■            | ■           | ■                | ■                 | ■             |   |
| XL Smooth 15 3/4 x 23 3/8                     |   |      |          |       |      | ■           | ■               | ■            | ■               | ■            | ■         | ■                      | ■                     | ■            | ■         | ■             | ■            | ■           | ■             | ■              | ■         | ■               | ■                    | ■               | ■              | ■     | ■            | ■           | ■                | ■                 | ■             |   |
| XL Smooth 24 x 36                             |   |      | ■        |       |      | ■           | ■               | ■            | ■               | ■            | ■         | ■                      | ■                     | ■            | ■         | ■             | ■            | ■           | ■             | ■              | ■         | ■               | ■                    | ■               | ■              | ■     | ■            | ■           | ■                | ■                 | ■             |   |
| XL Smooth Circle Design Kit                   | ■   | ■    | ■        | ■     | ■    | ■           | ■               | ■            | ■               | ■            | ■         | ■                      | ■                     | ■            | ■         | ■             | ■            | ■           | ■             | ■              | ■         | ■               | ■                    | ■               | ■              | ■     | ■            | ■           | ■                | ■                 | ■             |   |
| River Rock                                    |   | ■    | ■        |       |      |             |                 |              |                 |              |           |                        |                       |              |           |               | ■            |             |               |                |           |                 |                      |                 |                |       |              |             |                  |                   |               |   |
| Nor Stone 4-Pc. Design Kit                    |   |      |          |       |      |             |                 |              |                 |              | ■         |                        |                       |              |           |               | ■            |             |               |                |           |                 |                      |                 |                |       |              |             |                  |                   |               |   |
| Timber Stone 4-Pc. Design Kit                 | AVAILABLE IN <i>Birchwood, Cottonwood, Ironwood &amp; Mocha</i> |      |          |       |      |             |                 |              |                 |              |           |                        |                       |              |           |               |              |             |               |                |           |                 |                      |                 |                |       |              |             |                  |                   |               |   |
| Belgium 5-Pc. Design Kit                      | ■   | ■    | ■        | ■     | ■    | ■           | ■               | ■            | ■               | ■            | ■         | ■                      | ■                     | ■            | ■         | ■             | ■            | ■           | ■             | ■              | ■         | ■               | ■                    | ■               | ■              | ■     | ■            | ■           | ■                | ■                 |               |   |
| Brick Alley                                   | ■   | ■    |          |       |      |             |                 |              |                 |              |           |                        |                       |              |           |               | ■            |             |               |                |           |                 |                      |                 |                |       |              |             |                  |                   |               |   |
| 24 x 24 Smooth                                | ■   | ■    |          |       |      |             |                 |              |                 |              |           |                        |                       |              |           |               |              |             |               |                |           |                 |                      |                 |                |       |              |             |                  |                   |               |   |

| ROUNDTABLE COLLECTION | Chestnut           | Coal | Mocha | Onyx | Bluestone Blend | Canyon Blend | Chestnut/Bronze | Chestnut/Salmon | Driftwood | Limestone Quarry Blend | Limestone Quarry Blue | Montauk Blue | Onyx/Chestnut | Onyx/Natural | Redrock Blend | Ruby/Onyx | Sahara/Chestnut | Sahara/Chestnut Lite | Salmon/Onyx | Sandstone Blend | Sandstone Lite | Slate | Toffee/Onyx | Toffee/Onyx Lite | Toffee/Onyx/Mauve |  |  |  |
|-----------------------|--------------------|------|-------|------|-----------------|--------------|-----------------|-----------------|-----------|------------------------|-----------------------|--------------|---------------|--------------|---------------|-----------|-----------------|----------------------|-------------|-----------------|----------------|-------|-------------|------------------|-------------------|--|--|--|
|                       | 4 1/2 x 6          |      |       |      | ■               |              |                 |                 |           |                        |                       |              |               |              |               |           |                 |                      |             |                 |                |       |             |                  |                   |  |  |  |
| 6 x 6                 | ■                  | ■    | ■     | ■    | ■               | ■            | ■               | ■               | ■         | ■                      | ■                     | ■            | ■             | ■            | ■             | ■         | ■               | ■                    | ■           | ■               | ■              | ■     | ■           | ■                | ■                 |  |  |  |
| 6 x 9                 | ■                  | ■    | ■     | ■    | ■               | ■            | ■               | ■               | ■         | ■                      | ■                     | ■            | ■             | ■            | ■             | ■         | ■               | ■                    | ■           | ■               | ■              | ■     | ■           | ■                |                   |  |  |  |
| Circle Design Kit     | ■                  | ■    | ■     | ■    | ■               | ■            | ■               | ■               | ■         | ■                      | ■                     | ■            | ■             | ■            | ■             | ■         | ■               | ■                    | ■           | ■               | ■              | ■     | ■           | ■                |                   |  |  |  |
| Random Design Kit     | SPECIAL ORDER ONLY |      |       |      |                 |              |                 |                 |           |                        |                       |              |               |              |               |           |                 |                      |             |                 |                |       |             |                  |                   |  |  |  |

| RENAISSANCE<br>COLLECTION     | RENAISSANCE COLLECTION |      |                 |                   |              |           |                 |                      |                 |             |                  |                   |
|-------------------------------|------------------------|------|-----------------|-------------------|--------------|-----------|-----------------|----------------------|-----------------|-------------|------------------|-------------------|
|                               | Chestnut               | Onyx | Bluestone Blend | New England Blend | Onyx/Natural | Ruby/Onyx | Sahara/Chestnut | Sahara/Chestnut Lite | Sandstone Blend | Toffee/Onyx | Toffee/Onyx Lite | Toffee/Onyx/Mauve |
| 4 x 8 Holland                 | SPECIAL ORDER ONLY     |      |                 |                   |              |           |                 |                      |                 |             |                  |                   |
| 6 x 6                         |                        |      |                 |                   | ■            | ■         | ■               | ■                    | ■               | ■           | ■                | ■                 |
| 6 x 9                         | ■                      | ■    |                 |                   | ■            | ■         | ■               | ■                    | ■               | ■           | ■                | ■                 |
| 12 x 12                       | SPECIAL ORDER ONLY     |      |                 |                   |              |           |                 |                      |                 |             |                  |                   |
| Random Design Kit             | SPECIAL ORDER ONLY     |      |                 |                   |              |           |                 |                      |                 |             |                  |                   |
| Renaissance V                 |                        |      | ■               | ■                 | ■            |           | ■               | ■                    |                 | ■           | ■                | ■                 |
| Olde English 3-Pc. Design Kit |                        |      |                 | ■                 | ■            |           | ■               | ■                    |                 | ■           | ■                |                   |
| Aqua-Bric Type I              | SPECIAL ORDER ONLY     |      |                 |                   |              |           |                 |                      |                 |             |                  |                   |

| CRUSADER<br>COLLECTION                      | CRUSADER COLLECTION         |      |          |       |      |                 |           |                        |                       |              |           |                 |                      |                 |             |       |                  |
|---|-----------------------------|------|----------|-------|------|-----------------|-----------|------------------------|-----------------------|--------------|-----------|-----------------|----------------------|-----------------|-------------|-------|------------------|
|   | Chestnut                    | Coal | Eggshell | Mocha | Onyx | Bluestone Blend | Driftwood | Limestone Quarry Blend | Limestone Quarry Blue | Onyx/Natural | Ruby/Onyx | Sahara/Chestnut | Sahara/Chestnut Lite | Sandstone Blend | Toffee/Onyx | Slate | Toffee/Onyx Lite |
| 4 x 12 Bullnose - 2 3/8" Thick              | SPECIAL ORDER ONLY          |      |          |       |      |                 |           |                        |                       |              |           |                 |                      |                 |             |       |                  |
| 6 x 12 Bullnose - 2 3/8" Thick              | ■                           | ■    |          | ■     | ■    | ■               | ■         | ■                      |                       | ■            | ■         | ■               | ■                    | ■               | ■           | ■     | ■                |
| Holland w/out Spacer Bars & Chamfered Edges |                             |      |          |       |      |                 |           |                        |                       | ■            | ■         | ■               |                      |                 | ■           |       | ■                |
| Ledgestone Permeable 3-Pc. Design Kit       |                             |      |          |       |      | ■               |           |                        |                       | ■            | ■         | ■               |                      |                 | ■           |       | ■                |
| 6 x 9 Ledgestone Permeable                  |                             |      |          |       |      |                 |           |                        |                       | ■            | ■         | ■               |                      |                 | ■           |       | ■                |
| 6 x 9 Ledgestone Smooth Permeable           |                             |      |          |       |      |                 |           |                        |                       | ■            | ■         | ■               |                      |                 | ■           |       | ■                |
| Aqua-Bric Type I                            |                             |      |          |       |      |                 |           |                        |                       | ■            | ■         | ■               |                      |                 | ■           |       | ■                |
| Turfstone                                   | AVAILABLE IN <i>Natural</i> |      |          |       |      |                 |           |                        |                       |              |           |                 |                      |                 |             |       |                  |
| Ledgestone Cap                              |                             | ■    | ■        | ■     |      | ■               | ■         | ■                      | ■                     | ■            |           | ■               | ■                    |                 | ■           | ■     | ■                |
| 12 x 24 Cap                                 |                             | ■    | ■        | ■     |      | ■               | ■         | ■                      | ■                     | ■            |           | ■               | ■                    |                 | ■           | ■     | ■                |



| KINGSCOURT<br>COLLECTION | KINGSCOURT COLLECTION |      |      |        |        |                 |               |              |           |                 |                      |                 |             |                  |
|--------------------------|-----------------------|------|------|--------|--------|-----------------|---------------|--------------|-----------|-----------------|----------------------|-----------------|-------------|------------------|
|                          | Chestnut              | Onyx | Ruby | Sahara | Salmon | Bluestone Blend | Onyx/Chestnut | Onyx/Natural | Ruby/Onyx | Sahara/Chestnut | Sahara/Chestnut Lite | Sandstone Blend | Toffee/Onyx | Toffee/Onyx Lite |
| 4 x 8 Holland            | ■                     | ■    | ■    | ■      | ■      |                 | ■             | ■            | ■         | ■               |                      |                 | ■           |                  |
| Holland II               | SPECIAL ORDER ONLY    |      |      |        |        |                 |               |              |           |                 |                      |                 |             |                  |
| 6 x 6                    | ■                     | ■    |      |        |        |                 | ■             | ■            | ■         |                 |                      | ■               | ■           | ■                |
| 6 x 9                    | ■                     | ■    | ■    | ■      |        | ■               | ■             | ■            | ■         | ■               | ■                    | ■               | ■           | ■                |
| 8 x 8                    |                       | ■    | ■    | ■      | ■      |                 | ■             | ■            | ■         |                 |                      |                 |             |                  |
| 12 x 12                  | SPECIAL ORDER ONLY    |      |      |        |        |                 |               |              |           |                 |                      |                 |             |                  |

| EXCALIBUR<br>COLLECTION | EXCALIBUR COLLECTION |      |        |        |              |           |
|-------------------------|----------------------|------|--------|--------|--------------|-----------|
|                         | Onyx                 | Ruby | Sahara | Salmon | Onyx/Natural | Ruby/Onyx |
| Cobble I                | ■                    | ■    |        |        | ■            | ■         |
| Cobble I Edger          | ■                    | ■    |        |        | ■            | ■         |
| Diamond                 | ■                    | ■    | ■      | ■      | ■            | ■         |

c = Custom Order Only

|   | LEDGESTONE<br>4 1/2 X 9   |        | LEDGESTONE SMOOTH<br>4 1/2 X 9  |        | LEDGESTONE 18 X 18   |        | LEDGESTONE SMOOTH 18 X 18   |        |
|---|---|--------|---|--------|--|--------|---|--------|
| <b>PAVINGSTONE SHAPE</b>                                  |  |        |  |        |  |        |  |        |
| <b>ACTUAL SIZE (inches)</b><br>2 3/8 Thick - unless noted | 4 17/32 x 9 3/32  |        | 4 17/32 x 9 3/32  |        | 18 3/16 x 18 3/16  |        | 18 3/16 x 18 3/16   |        |
| <b>WEIGHT PER CUBE (lbs.)</b>                             | NEW PACKAGING<br>3,030  |        | NEW PACKAGING<br>3,030  |        | 2,411 (Pallet Incl.)   |        | 2,411 (Pallet Incl.)  |        |
| <b>SQUARE FT. PER CUBE</b>                                | 114 (Linear Ft. • Soldier: 151 / Sailor: 303.1)                                   |        | 114 (Linear Ft. • Soldier: 151 / Sailor: 303.1)                                   |        | 88   |        | 88  |        |
| <b>PIECES PER CUBE</b>                                    | 400   |        | 400   |        | 40   |        | 40  |        |
| <b>SQUARE FT. PER BAND</b>                                | 22.8  |        | 22.8  |        | 44   |        | 44  |        |
| <b>PIECES PER BAND</b>                                    | 80  |        | 80  |        | 20   |        | 20  |        |
| <b>BANDS PER CUBE</b>                                     | 5   |        | 5   |        | 2  |        | 2   |        |
| <b>PRICE PER SQUARE FOOT</b>                              | Standard  | \$3.95 | Standard  | \$3.95 | Standard   | \$5.45 | Standard  | \$5.45 |
|   | Color Plus  | \$4.05 | Color Plus  | \$4.05 | Color Plus   | \$5.60 | Color Plus  | \$5.60 |
|   | Premier   | \$4.80 | Premier   | \$4.80 | Premier  | \$6.35 | Premier   | \$6.35 |

|   | LEDGESTONE<br>3-PC. DESIGN KIT  |        | LEDGESTONE SMOOTH<br>3-PC. DESIGN KIT   |        | LEDGESTONE XL<br>3-PC. DESIGN KIT  |        | XL SMOOTH<br>3-PC. DESIGN KIT   |        | LEDGESTONE 9 X 9, 9 X 18<br>& 18 X 18 3-PC. DESIGN KIT                                 |        |
|---|---|--------|---|--------|--|--------|---|--------|--|--------|
| <b>PAVINGSTONE SHAPE</b>                                  |                  |        |      |        |  |        |  |        |     |        |
| <b>ACTUAL SIZE (inches)</b><br>2 3/8 Thick - unless noted | 9 3/32 x 13 5/8 - 50 pcs.<br>9 3/32 x 9 3/32 - 60 pcs.<br>4 17/32 x 9 3/32 - 130 pcs.             |        | 9 3/32 x 13 5/8 - 50 pcs.<br>9 3/32 x 9 3/32 - 60 pcs.<br>4 17/32 x 9 3/32 - 130 pcs. |        | 15 3/4 x 23 5/8 - 20 pcs.<br>15 3/4 x 15 3/4 - 30 pcs.<br>7 7/8 x 15 3/4 - 30 pcs. |        | 15 3/4 x 23 5/8 - 20 pcs.<br>15 3/4 x 15 3/4 - 30 pcs.<br>7 7/8 x 15 3/4 - 30 pcs.  |        | 18 3/16 x 18 3/16 - 20 pcs.<br>9 3/32 x 18 3/16 - 20 pcs.<br>9 3/32 x 9 3/32 - 40 pcs. |        |
| <b>WEIGHT PER CUBE (lbs.)</b>                             | 3,078   |        | 3,078   |        | 3,538 (Pallet Incl.)   |        | 3,538 (Pallet Incl.)  |        | 2,524 (Pallet Incl.)   |        |
| <b>SQUARE FT. PER CUBE</b>                                | 114   |        | 114   |        | 129  |        | 129   |        | 92   |        |
| <b>PIECES PER CUBE</b>                                    | 240   |        | 240   |        | 80   |        | 80  |        | 80   |        |
|   | Ledgestone 3-PC. Design Kit will install as a module with the 9 x 9, 9 x 18 & 18 x 18 Design Kit. |        | N/A   |        | N/A  |        | N/A   |        | N/A  |        |
| <b>PRICE PER SQUARE FOOT</b>                              | Standard  | \$3.95 | Standard  | \$3.95 | Standard   | \$4.70 | Standard  | \$4.70 | Standard   | \$4.70 |
|   | Color Plus  | \$4.10 | Color Plus  | \$4.10 | Color Plus   | \$4.85 | Color Plus  | \$4.85 | Color Plus   | \$4.85 |
|   | Premier   | \$4.95 | Premier   | \$4.95 | Premier  | \$5.65 | Premier   | \$5.65 | Premier  | \$5.65 |
|   |   |        |   |        |  |        | Purple Haze   | \$5.95 |  |        |

|   | LEDGESTONE XL<br>15 3/4 X 23 5/8  |        | LEDGESTONE XL<br>24 X 36  |        | XL SMOOTH<br>15 3/4 X 23 5/8   |        | XL SMOOTH<br>24 X 36  |        | 24 X 24 SMOOTH<br>(Rooftop Paver)   |                 |
|---|---|--------|---|--------|--|--------|---|--------|---|-----------------|
| <b>PAVINGSTONE SHAPE</b>                                  |  |        |  |        |  |        |  |        |  |                 |
| <b>ACTUAL SIZE (inches)</b><br>2 3/8 Thick - unless noted | 15 3/4 x 23 5/8   |        | 23 5/8 x 35 7/16  |        | 15 3/4 x 23 5/8  |        | 23 5/8 x 35 7/16  |        | 2" Thick<br>24" x 24"   |                 |
| <b>WEIGHT PER CUBE (lbs.)</b>                             | 2,816 (Pallet Incl.)  |        | 3,305 (Pallet Incl.)  |        | 2,816 (Pallet Incl.)   |        | 3,305 (Pallet Incl.)  |        | 2,200 (Pallet Incl.)  |                 |
| <b>SQUARE FT. PER CUBE</b>                                | 103   |        | 116   |        | 103  |        | 116   |        | 80  |                 |
| <b>PIECES PER CUBE</b>                                    | 40  |        | 20  |        | 40   |        | 20  |        | 20  |                 |
| <b>SQUARE FT. PER BAND</b>                                | 51.5  |        | 58  |        | 51.5   |        | 58  |        | 40  |                 |
| <b>PIECES PER BAND</b>                                    | 20  |        | 10  |        | 20   |        | 10  |        | 10  |                 |
| <b>BANDS PER CUBE</b>                                     | 2   |        | 2   |        | 2  |        | 2   |        | 2   |                 |
| <b>PRICE PER SQUARE FOOT</b>                              | Standard  | \$5.33 | Standard  | \$5.33 | Standard   | \$5.33 | Standard  | \$5.33 | Natural (\$ / piece)  | \$4.33 /Sq. Ft. |
|   |   |        | Color Plus  | \$5.50 | Color Plus   | \$5.50 | Color Plus  | \$5.50 | Coal (\$ / piece)   | \$4.75 /Sq. Ft. |
|   |   |        | Premier   | \$6.50 | Premier  | \$6.50 | Premier   | \$6.50 | Eggshell (\$ / piece)   | \$5.35 /Sq. Ft. |

|  | XL SMOOTH CIRCLE DESIGN KIT  |        | LEDGESTONE CIRCLE DESIGN KIT                           |        | BRICK ALLEY                                       |        | BELGIUM 5-PC. DESIGN KIT  |        | RIVER ROCK           |        | NOR STONE 4-PC. DESIGN KIT   |        | TIMBERSTONE 4-PC. DESIGN KIT   |        |  |  |
|--|--|--------|--|--------|---|--------|---|--------|----------------------|--------|--|--------|--|--------|--|--|
| PAVINGSTONE SHAPE                                  |  |        |  |        |   |        |   |        |                      |        |  |        |  |        |  |  |
| ACTUAL SIZE (inches)<br>2 3/8 Thick - unless noted | Circle Stones<br>7 Special Shapes<br>(10.33 Ft. Diam.)   |        | Circle Stones<br>7 Special Shapes<br>(10.33 Ft. Diam.) |        | 2 5/8 x 7 7/8                                     |        | 5 x 5 • 5 x 6<br>5 x 6 1/2 • 5 x 7 1/2<br>5 x 8 1/2   |        | 7 Various Sizes      |        | 3 1/8" Thick<br>7 31/64 x 25 19/23<br>7 31/64 x 21 21/32<br>7 31/64 x 17 23/32<br>7 31/64 x 13 25/32 |        | 3 1/8" Thick<br>7 31/64 x 25 19/23<br>7 31/64 x 21 21/32<br>7 31/64 x 17 23/32<br>7 31/64 x 13 25/32 |        |  |  |
| WEIGHT PER CUBE (lbs.)                             | 3,010 (Pallet Incl.)   |        | 3,010 (Pallet Incl.)                                   |        | 1,855   |        | 2,835   |        | 2,606 (Pallet Incl.) |        | 3,470 (Pallet Incl.)   |        | 3,470 (Pallet Incl.)   |        |  |  |
| SQUARE FT. PER CUBE                                | 110  |        | 110  |        | 67 (Linear Ft. -<br>Soldier: 102.4 Sailor: 307.1) |        | 105<br>(Linear Ft. - Sailor: 251.2)   |        | 87                   |        | 98   |        | 98   |        |  |  |
| PIECES PER CUBE                                    | 170  |        | 170  |        | 468   |        | 450   |        | 580                  |        | 96   |        | 96   |        |  |  |
| SQUARE FT. PER BAND                                | LARGE SCALE CIRCLE!<br>The 7 special shapes have a length of 8' 8",<br>with widths up to 13' 9". |        |  |        | 11.1  |        | PERMEABLE PAVEMENT<br>The Belgium 5-Pc. Design<br>Kit can also be utilized for<br>permeable applications. |        | N/A                  |        | N/A  |        | N/A  |        |  |  |
| PIECES PER BAND                                    |  |        |  |        | 78  |        |   |        |                      |        |  |        |  |        |  |  |
| BANDS PER CUBE                                     |  |        |  |        | 6   |        |   |        |                      |        |  |        |  |        |  |  |
| PRICE PER SQUARE FOOT                              | Standard   | \$5.30 | Standard   | \$5.30 | Standard  | \$4.99 | Standard  | \$4.99 | Standard             | \$5.30 | Standard   | \$6.15 | Standard   | \$6.15 |  |  |
|  | Color Plus   | \$5.50 | Color Plus   | \$5.50 | Color Plus  | \$5.15 | Color Plus  | \$5.15 | Color Plus           | \$5.45 | Color Plus   | \$6.30 | Color Plus   | \$6.30 |  |  |
|  | Premier  | \$6.25 | Premier  | \$6.25 |   |        |   |        |                      |        | Premier  | \$6.95 |  |        |  |  |

Straight-sided shapes with rolled, beveled edges & dimpled, embossed surfaces.

## ROUNDTABLE COLLECTION

|  | 4 1/2 X 6   |        | 6 X 6      |        | 6 X 9      |        | CIRCLE DESIGN KIT  |        | RANDOM DESIGN KIT<br>(Special Order Only)                                   |  |
|--|---|--------|------------|--------|------------|--------|--|--------|---|--|
| PAVINGSTONE SHAPE                                  | <br>For Borders & Circle Design Kit<br>extension only |        |            |        |            |        |  |        |   |  |
| ACTUAL SIZE (inches)<br>2 3/8 Thick - unless noted | 4 3/8 x 5 13/16                                       |        | 6 x 6      |        | 6 x 9      |        | CIRCLE STONES<br>I, II, III, IV, V & VI<br>(8.5 Ft. Diam.) |        | 3 x 6 (13%) • 4 1/2 x 6 (20%)<br>6 x 6 (27%) • 6 x 9 (40%)                  |  |
| WEIGHT PER CUBE (lbs.)                             | 1,647   |        | 2,835      |        | 3,051      |        | 1,728  |        | 3,051   |  |
| SQUARE FT. PER CUBE                                | 61  |        | 105        |        | 113        |        | 64   |        | 113   |  |
| PIECES PER CUBE                                    | 336   |        | 420        |        | 300        |        | 360  |        | 480   |  |
| SQUARE FT. PER BAND                                | 8.7   |        | 15.00      |        | 22.60      |        | N/A  |        | N/A   |  |
| PIECES PER BAND                                    | 48  |        | 60         |        | 60         |        |  |        |   |  |
| BANDS PER CUBE                                     | 7   |        | 7          |        | 5          |        |  |        |   |  |
| PRICE PER SQUARE FOOT                              | Standard  | \$3.75 | Standard   | \$3.60 | Standard   | \$3.55 | Standard   | \$3.75 | SPECIAL ORDER ONLY<br>Please call for pricing and<br>production scheduling. |  |
|  | Color Plus  |        | Color Plus | \$3.75 | Color Plus | \$3.70 | Color Plus   | \$3.95 |   |  |
|  | Premier   |        | Premier    | \$4.40 | Premier    | \$4.35 |  |        |   |  |





Classic, straight-sided shapes with smooth flat surfaces.




## KINGSCOURT COLLECTION

|  | 4 X 8 HOLLAND         |        | HOLLAND II<br>(Special Order Only)  |  | 6 X 6      |        | 6 X 9      |        | 8 X 8    |        | 12 X 12<br>(Special Order Only)   |  |
|--|-----------------------|--------|---|--|------------|--------|------------|--------|----------|--------|---|--|
| PAVINGSTONE SHAPE                                  |                       |        |   |  |            |        |            |        |          |        |   |  |
| ACTUAL SIZE (inches)<br>2 3/8 Thick - unless noted | 4 x 8                 |        | 3 1/8" Thick<br>4 x 8   |  | 6 x 6      |        | 6 x 9      |        | 8 x 8    |        | 12 x 12   |  |
| WEIGHT PER CUBE (lbs.)                             | 3,267                 |        | 3,395   |  | 2,835      |        | 3,051      |        | 2,889    |        | 3,240   |  |
| SQUARE FT. PER CUBE                                | 121                   |        | 97  |  | 105        |        | 113        |        | 107      |        | 120   |  |
| PIECES PER CUBE                                    | 540                   |        | 432   |  | 420        |        | 300        |        | 240      |        | 120   |  |
| SQUARE FT. PER BAND                                | 20.10                 |        | 16.10   |  | 15.00      |        | 22.60      |        | 17.80    |        | 30.00   |  |
| PIECES PER BAND                                    | 90                    |        | 72  |  | 60         |        | 60         |        | 40       |        | 30  |  |
| BANDS PER CUBE                                     | 6                     |        | 6   |  | 7          |        | 5          |        | 6        |        | 4   |  |
| PRICE PER SQUARE FOOT                              | Standard              | \$3.75 | SPECIAL ORDER ONLY<br>Please call for pricing and<br>production scheduling. |  | Standard   | \$3.75 | Standard   | \$3.75 | Standard | \$3.75 | SPECIAL ORDER ONLY<br>Please call for pricing and<br>production scheduling. |  |
|  | Shell (Special Order) | CALL   |   |  | Color Plus | \$3.90 | Color Plus | \$3.90 |          |        |   |  |
|  |                       |        |   |  | Premier    | \$4.55 |            |        |          |        |   |  |



# RENAISSANCE COLLECTION

Aged Cambridge shapes & design kits that offer the look of natural stone.

|  | 4 X 8 HOLLAND<br>(Special Order Only)   | 6X6   | 6X9   | 12X12<br>(Special Order Only)   |        |
|--|---|---|---|---|--------|
| PAVINGSTONE SHAPE                                  |  |  |  |  |        |
| ACTUAL SIZE (inches)<br>2 3/8 Thick - unless noted | 4 x 8   | 6 x 6   | 6 x 9   | 12 x 12   |        |
| WEIGHT PER CUBE (lbs.)                             | 3,267   | 2,835   | 3,051   | 3,240   |        |
| SQUARE FT. PER CUBE                                | 121   | 105   | 113   | 120   |        |
| PIECES PER CUBE                                    | 540   | 420   | 300   | 120   |        |
| SQUARE FT. PER BAND                                | 20.10   | 15.00   | 22.60   | 30.00   |        |
| PIECES PER BAND                                    | 90  | 60  | 60  | 30  |        |
| BANDS PER CUBE                                     | 6   | 7   | 5   | 4   |        |
| PRICE PER SQUARE FOOT                              | SPECIAL ORDER ONLY<br>Please call for pricing and production scheduling.          | Standard  | \$4.75  | Standard  | \$4.75 |
|  |   | Color Plus  | \$4.90  | Color Plus  | \$4.90 |
|  |   |   |   | SPECIAL ORDER ONLY<br>Please call for pricing and production scheduling.            |        |

|  | RANDOM DESIGN KIT<br>(Special Order Only)   | OLDE ENGLISH PAVER<br>3-PC. DESIGN KIT  | RENAISSANCE V.<br>5-PC. DESIGN KIT   |            |        |
|--|---|---|--|------------|--------|
| PAVINGSTONE SHAPE                                  |  |                      |                                 |            |        |
| ACTUAL SIZE (inches)<br>2 3/8 Thick - unless noted | 3 x 6 (13%)<br>4 1/2 x 6 (20%)<br>6 x 6 (27%)<br>6 x 9 (40%)                      | 8 1/4 x 13 3/4 - 80 pcs. (59%)<br>6 13/16 x 8 1/4 - 70 pcs. (26%)<br>4 1/16 x 6 13/16 - 80 pcs. (15%) | 11.8 x 11.8 - 30 pcs.<br>5.9 x 11.8 - 100 pcs.<br>5.9 x 8.85 - 80 pcs.<br>5.9 x 5.9 - 20 pcs.<br>3 x 5.9 - 40 pcs. |            |        |
| WEIGHT PER CUBE (lbs.)                             | 3,051   | 2,889   | 3,159  |            |        |
| SQUARE FT. PER CUBE                                | 113   | 107   | 117  |            |        |
| PIECES PER CUBE                                    | 480   | 230   | 270  |            |        |
| SQUARE FT. PER BAND                                |   |   |  |            |        |
| PIECES PER BAND                                    | N/A   | N/A   | N/A  |            |        |
| BANDS PER CUBE                                     |   |   |  |            |        |
| PRICE PER SQUARE FOOT                              | SPECIAL ORDER ONLY<br>Please call for pricing and production scheduling.          | Standard  | \$5.05   | Standard   | \$5.25 |
|  |   | Color Plus  | \$5.25   | Color Plus | \$5.40 |
|  |   |   |  | Premier    | \$6.20 |

# EXCALIBUR COLLECTION *Angled shapes with beveled edges & flat surfaces.*

|  | COBBLE I  | COBBLE I EDGER  | DIAMOND   |
|--|---|---|---|
| PAVINGSTONE SHAPE                                  |  |  |  |
| ACTUAL SIZE (inches)<br>2 3/8 Thick - unless noted | 6 3/16 x 8 13/16  | 4 5/16 x 8 13/16  | 5 11/16 x 13 23/32  |
| WEIGHT PER CUBE (lbs.)                             | 2,997   | 2,997   | 2,605 (Pallet Incl.)  |
| SQUARE FT. PER CUBE                                | 111   | 111   | 95  |
| PIECES PER CUBE                                    | 400   | 500   | 240   |
| SQUARE FT. PER BAND                                | 22.20   | 22.20   | 23.75   |
| PIECES PER BAND                                    | 80  | 100   | 60  |
| BANDS PER CUBE                                     | 5   | 5   | 4   |
| PRICE PER SQ. FOOT                                 | \$3.90  | \$3.90  | \$4.05  |

# SOUTH BEACH COLLECTION



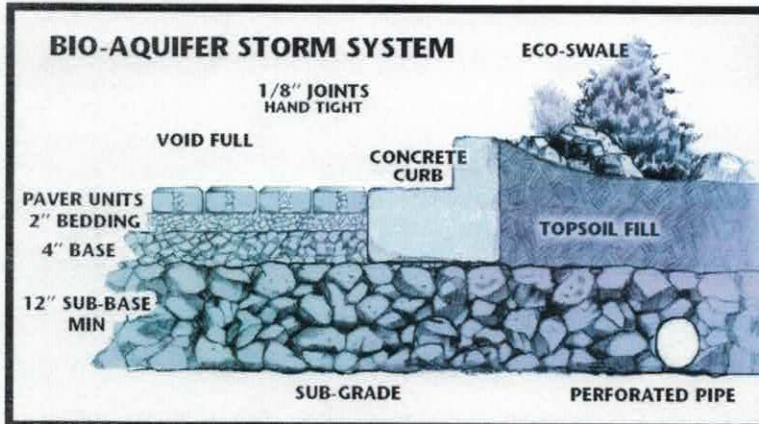
Are you looking for unique, one-of-a-kind pavingstone colors? Well the search is over! The South Beach Collection brings soft, pastel shades that are as lively as Ocean Drive. Don't settle for ordinary when you can have "extra-ordinary." Treat them as an accent or use them how you wish on a whole pavement project, because there are no rules when creating a beach party! All of our pavers are available in South Beach colors through Special Order Only (3 cube minimum order required).

| COLOR    | PINK SANDS | SUN RAYS | SEA GREEN | VIOLET MIST | SKY BLUE |
|----------|------------|----------|-----------|-------------|----------|
| UPCHARGE | \$ .30     | \$ .30   | \$ .30    | \$ .40      | \$ .40   |

**SPECIAL ORDER TERMS:** Payment is required prior to manufacturing. All overage material must be purchased.








|  | CONCRETE BRICK   | HOLLAND<br>Without Spacer Bars & Chamfered Edges                                  | 4X12 BULLNOSE<br>(Special Order Only)   | 6X12 BULLNOSE   | LEDGESTONE CAP WITH ARMORTEC®  | 12X24 CAP   |                   |
|--|--|---|---|---|--|---|-------------------|
| PAVINGSTONE SHAPE                                  | <br>Without Spacer Bars & Chamfered Edges |  |  |  |    |  |                   |
| ACTUAL SIZE (inches)<br>2 3/8 Thick - unless noted | 4 x 8  | 4 x 8   | 3 7/8 x 12  | 6 x 12  | 19 1/8 x 19 1/8 - 7 pcs. • 18 3/4 x 16 1/2 - 7 pcs.<br>16 x 13 3/4 - 14 pcs. • 11 7/11 x 9 3/8 - 14 pcs.   | 12 9/16 X 24  |                   |
| WEIGHT PER CUBE (lbs.)                             | 3,267  | 3,267   | 2,146 (Pallet Incl.)  | 2,146 (Pallet Incl.)  | 2 3/8" Thick • All caps 12 9/16" Depth<br>All four pieces are conveniently packaged on one pallet. One cube contains 7 corner units that can be used as a right or left corner, and as regular units.<br>Straight, curved, circular and serpentine designs can be easily created with these four larger configurations - three trapezoidal and one square.<br>With deep, bluestone-like clefts, this multi-use option can be used for pool coping, steps, wall caps and pavingstone borders.<br>Linear Ft. Per Cube: 51 • Pieces Per Cube: 42<br>Total Weight: 1,450 lbs. (Pallet Incl.) | 1,845 (Pallet Incl.)  |                   |
| SQUARE FT. PER CUBE                                | 121  | 121   | 78  | 78  |  | 60 Linear Ft.   |                   |
| PIECES PER CUBE                                    | 540  | 540   | 234   | 156   |  | 30  |                   |
| SQUARE FT. PER BAND                                | 20.10  | 20.10   | 26  | 26  |  | 20 Linear Ft.   |                   |
| PIECES PER BAND                                    | 90   | 90  | 78  | 52  |  | 10  |                   |
| BANDS PER CUBE                                     | 6  | 6   | 3   | 3   |  | 3   |                   |
| PRICE PER SQUARE FOOT                              | Natural \$3.15   | Standard \$3.85   | <b>SPECIAL ORDER ONLY</b><br>Please call for pricing and production scheduling.   | Standard \$5.85   | <b>PRICE PER LINEAR FOOT</b>   | Standard \$6.95   | Standard \$6.95   |
|  | SPECIAL ORDER ONLY NO ARMORTEC®  |   |   | Color Plus \$6.15   |  | Color Plus \$7.15   | Color Plus \$7.15 |
|  |  |   |   | Premier \$8.30  |  | Premier \$8.55  | Premier \$8.55    |



PERMEABLE PAVEMENT SYSTEMS

Ledgestone Permeable 3-Pc. Design Kit & Aqua-Bric Type 1 with ArmorTec are specially designed for rapid removal of stormwater. Minimal openings make walking more comfortable while allowing for natural stormwater drainage and groundwater recharge. Retention ponds are eliminated. Maximum strength for driveways, parking lots and roads with key ecological benefits, curb appeal and convenient access for maintenance. Aqua-Bric is also available in The Renaissance Collection. The Belgium 5-Pc. Design Kit with ArmorTec® is also designed for permeable applications.

Pavingstones are laid out in a variety of patterns with gravel between them. Below the pavers typically sits a 12 in. to 24 in. sub-base of stones (depth requirements vary), a 4 in. deep base of 1/4 in. to 1/2 in. clean gravel, and a 2 in. bedding sand of 1/8 in. to 1/2 in. grits (see diagram).

|  | LEDGESTONE PERMEABLE 3-PC. DESIGN KIT  | LEDGESTONE PERMEABLE 6X9  | LEDGESTONE SMOOTH PERMEABLE 6X9   | AQUA-BRIC TYPE 1  | TURFSTONE   |
|--|--|---|---|---|---|
| PAVINGSTONE SHAPE                                  |       |  |  |  |  |
| ACTUAL SIZE (inches)<br>3 1/8 Thick - unless noted | 4 17/32 x 4 17/32 - 112 pcs.<br>4 17/32 x 9 3/32 - 152 pcs.<br>9 3/32 x 9 3/32 - 56 pcs. | 6 x 9   | 6 x 9   | 4 15/16 x 9 7/8   | 15 3/4 x 23 5/8   |
| WEIGHT PER CUBE (lbs.)                             | 3,220  | 3,150   | 3,150   | 2,660   | 2,241   |
| SQUARE FT. PER CUBE                                | 92   | 90  | 90  | 76  | 83  |
| PIECES PER CUBE                                    | 320  | 240   | 240   | 224   | 32  |
| SQUARE FT. PER BAND                                |  | 18  | 18  | 18.90   |   |
| PIECES PER BAND                                    | N/A  | 48  | 48  | 56  | N/A   |
| BANDS PER CUBE                                     |  | 5   | 5   | 4   |   |
| OPEN VOID AREA                                     | 7.5%   | 8%  | 8%  | 7.85%   | 38.45%  |
| PRICE PER SQUARE FOOT                              | Standard \$4.55  | Standard \$4.55   | Standard \$4.55   | CRUSADER \$4.75   | Natural \$4.30  |
|  | Color Plus \$4.75  | Color Plus \$4.75   | Color Plus \$4.75   | RENAISSANCE (Special Order Only) CALL   |   |
|  | Premier \$5.50   |   |   |   |   |

# LEDGESTONE WALLSYSTEM

All wallstones are sold with pallets included except Olde English Double-Sided Tumbled Wall & Radius Wall.

|                                | LEDGESTONE SINGLE-SIDED WALLSTONE   |         | LEDGESTONE WALLSTONE CORNER   |         | LEDGESTONE DOUBLE-SIDED RADIUS WALL   |         | LEDGESTONE RADIUS WALLSTONE CORNER  |         |
|--------------------------------|---|---------|---|---------|---|---------|---|---------|
| <b>WALLSTONE SHAPE</b>         |  |         |  |         |  |         |  |         |
| <b>ACTUAL SIZE (inches)</b>    | 4H x 8D x 12L   |         | 4H x 8D x 12L   |         | Rear Face: 4H x 8D x 7 3/4 L<br>Front Face: 4H x 8D x 11 1/2 L                      |         | 4H x 4D x 8L  |         |
| <b>FACE SQ. FT. PER BLOCK</b>  | .33   |         | N/A   |         | Front Face: .32    Rear Face: .22   |         | N/A   |         |
| <b>FACE SQ. FT. PER PALLET</b> | 32  |         | N/A   |         | 31  |         | N/A   |         |
| <b>WEIGHT PER CUBE (lbs.)</b>  | 2,925   |         | 1,485   |         | 2,541   |         | 405   |         |
| <b>DEGREES FROM VERTICAL</b>   | 0°  |         | 0°  |         | 0°  |         | 0°  |         |
| <b>UNITS PER PALLET</b>        | 96  |         | 48  |         | 96  |         | 36  |         |
| <b>PRICE PER PIECE</b>         | Standard  | \$9.20  | Standard  | \$9.50  | Standard  | \$9.20  | Standard  | \$12.30 |
|                                | Color Plus  | \$9.70  | Color Plus  | \$10.00 | Color Plus  | \$9.70  | Color Plus  | \$12.80 |
|                                | Premier   | \$11.35 | Premier   | \$11.75 | Premier   | \$11.35 | Premier   | \$14.30 |

# OLDE ENGLISH WALLSYSTEM

All wallstones are sold with pallets included except Olde English Double-Sided Tumbled Wall & Radius Wall.

|                                | OLDE ENGLISH™ DOUBLE-SIDED TUMBLED WALL   |        | OLDE ENGLISH™ DOUBLE-SIDED TUMBLED RADIUS WALL                                    |        | OLDE ENGLISH™ DOUBLE-SIDED TUMBLED XL RADIUS WALL                                  |        | NON-TUMBLED OLDE ENGLISH™ WALL  |        | NON-TUMBLED OLDE ENGLISH™ WALL  |         |
|--------------------------------|---|--------|---|--------|--|--------|---|--------|---|---------|
| <b>WALLSTONE SHAPE</b>         |  |        |  |        |  |        |  |        |  |         |
| <b>ACTUAL SIZE (inches)</b>    | 4H x 8D x 12L   |        | Rear Face: 4H x 8D x 7 3/4 L<br>Front Face: 4H x 8D x 11 1/2 L                    |        | Rear Face: 4H x 8D x 10 15/16 L<br>Front Face: 4H x 8D x 12 L                      |        | 4H x 8D x 12L   |        | 4H x 8D x 20L   |         |
| <b>FACE SQ. FT. PER BLOCK</b>  | .33   |        | Front Face: .32    Rear Face: .22   |        | Front Face: .33    Rear Face: .30  |        | .33   |        | .56   |         |
| <b>FACE SQ. FT. PER PALLET</b> | 32  |        | 31  |        | 29.7   |        | 27  |        | 23.3  |         |
| <b>WEIGHT PER CUBE (lbs.)</b>  | 2,880   |        | 2,496   |        | 2,880  |        | 2,450 (Pallet Incl.)  |        | 2,190 (Pallet Incl.)  |         |
| <b>DEGREES FROM VERTICAL</b>   | 0°  |        | 0°  |        | 0°   |        | 0°  |        | 0°  |         |
| <b>UNITS PER PALLET</b>        | 96  |        | 96  |        | 90   |        | 81  |        | 42  |         |
| <b>STYLE</b>                   | N/A   |        | N/A   |        | FOB SAMB.    FOB LYND.   |        | N/A   |        | FOB SAMB.    FOB LYND.  |         |
| <b>PRICE PER PIECE</b>         | Standard  | \$6.15 | Standard  | \$6.15 | Standard   | \$7.25 | Standard  | \$6.15 | Standard  | \$9.15  |
|                                | Color Plus  | \$6.35 | Color Plus  | \$6.35 | Color Plus   | \$7.45 | Color Plus  | \$6.35 | Color Plus  | \$9.35  |
|                                | Premier   | \$7.70 | Premier   | \$7.70 | Premier  | \$8.95 | Premier   | \$7.70 | Premier   | \$10.85 |

# MAYTRX WALLSYSTEM

All wallstones are sold with pallets included except Olde English Double-Sided Tumbled Wall & Radius Wall.

|                                | MAYTRX 6" DOUBLE-SIDED   |         | MAYTRX 3" DOUBLE-SIDED   |         | 6" STRETCHER STONE   |         |
|--------------------------------|--|---------|--|---------|--|---------|
| <b>WALLSTONE SHAPE</b>         |                                  |         |                                 |         |  |         |
| <b>ACTUAL SIZE (inches)</b>    | ALL: 6H x 10D<br>A: 10W / 12W • B: 10W / 6W<br>X: 8W / 4W • Y: 10W / 8W  |         | ALL: 3H x 10D<br>A: 10W / 12W • B: 10W / 6W<br>X: 8W / 4W • Y: 10W / 8W  |         | 6H x 10D<br>Front Face: 16" • Rear Face: 12"   |         |
| <b>FACE SQ. FT. PER PALLET</b> | Single Sided 33.4  |         | Single Sided 33.4  |         | Single Sided 32.0  |         |
| <b>FACE SQ. FT. PER LAYER</b>  | Designed To Be Sold By Full Cube Or Layer.<br>Double-Sided: 7.09 Face Sq. Ft. Per Layer<br>Single-Sided: 8.35 Face Sq. Ft. Per Layer |         | Designed To Be Sold By Full Cube Or Layer.<br>Double-Sided: 3.55 Face Sq. Ft. Per Layer<br>Single-Sided: 4.17 Face Sq. Ft. Per Layer |         | 0.66 (per block)    0.58 (per block)   |         |
| <b>WEIGHT PER CUBE (lbs.)</b>  | Weight Per Pallet: 2,960 Lbs.  |         | Weight Per Pallet: 2,940 Lbs.  |         | 2,920  |         |
| <b>DEGREES FROM VERTICAL</b>   | 0° or Optional 3/4" Setback (7.1°)   |         | 0° or Optional 3/4" Setback (7.1°)   |         | 0° or OPTIONAL 3/4" SETBACK (7.1°)   |         |
| <b>UNITS PER PALLET</b>        | A: 20 • B: 20 • X: 20 • Y: 20  |         | A: 40 • B: 40 • X: 40 • Y: 40  |         | 48   |         |
| <b>STYLE</b>                   | SPLIT FACE    RENAISSANCE  |         | SPLIT FACE    RENAISSANCE  |         | SPLIT FACE    RENAISSANCE  |         |
| <b>PRICE PER FACE SQ. FT.</b>  | Standard   | \$15.00 | Standard   | \$18.00 | Standard   | \$12.95 |
|                                | Color Plus   | \$16.00 | Color Plus   | \$19.00 | Color Plus   | \$15.25 |
|                                | Premier  | \$23.00 | Premier  | \$24.00 | Premier  | \$22.00 |

## MAYTRX™ DOUBLE-SIDED MULTI-FACE DESIGN

Available in 3" & 6" heights

4 Basic wallstones (A, B, X & Y) with optional caps, corners & stretcher stones available in Split Face or Renaissance Stone.



- MayRx 3" & 6": For walls up to 3 ft. high (without pins) or engineered walls of any height (with pins and geogrid).
- MayRx 3" & 6" can be mixed and matched for walls up to 3 ft. high (without pins) or engineered walls of any height (with pins and geogrid).
- 1 cube of MayRx 3" or 6" yields 28.4 double-sided face ft.
- 1 cube of Cambridge Stretcher Stone yields 28 double-sided face ft.

# SIGMA WALL SYSTEM





All caps can be used on ALL wallstones

# WALL CAPS

|                         | SIGMA 6"  |             | SIGMA 8"  |             |
|-------------------------|---|-------------|---|-------------|
| WALLSTONE SHAPE         |  Bluestone Blend & Sandstone Blend (Custom Order Only) |             |  Bluestone Blend & Sandstone Blend (Custom Order Only) |             |
| ACTUAL SIZE (inches)    | 6H x 12D x 16L  |             | 8H x 12D x 18L  |             |
| FACE SQ. FT. PER BLOCK  | 0.67  |             | 1   |             |
| FACE SQ. FT. PER PALLET | 32  |             | 36  |             |
| WEIGHT PER CUBE (lbs.)  | 2,690   |             | 2,606   |             |
| DEGREES FROM VERTICAL   | 1.7° OPTION or 6° SET BACK  |             | 6°  |             |
| UNITS PER PALLET        | 48  |             | 36  |             |
| STYLE                   | SPLIT FACE  | RENAISSANCE | SPLIT FACE  | RENAISSANCE |
| PRICE PER PIECE         | Standard  | \$8.95      | Standard  | \$10.75     |
|                         | Color Plus  | \$9.55      | Color Plus  | \$11.50     |
|                         | Premier   | \$12.95     | Premier   | \$14.95     |




| DOUBLE-SIDED CAP  |            | SINGLE-SIDED CAP  |            |             |
|---|------------|---|------------|-------------|
|  |            |  |            |             |
| 3H x 13D x 12W  |            | 3H x 12D x 18W  |            |             |
| 0.25  |            | 0.38  |            |             |
| 60 - Linear Feet  |            | 60 - Linear Feet  |            |             |
| 2,200   |            | 2,040   |            |             |
| N/A   |            | N/A   |            |             |
| 60  |            | 40  |            |             |
| STYLE   | SPLIT FACE | RENAISSANCE   | SPLIT FACE | RENAISSANCE |
| PRICE PER PIECE   | Standard   | \$7.95  | Standard   | \$9.25      |
|   | Color Plus | \$8.25  | Color Plus | \$10.00     |
|   | Premier    | \$10.00   | Premier    | \$11.95     |

# MAYTRX & SIGMA CORNERS

|                        | MAYTRX 3" CORNER  |             | MAYTRX 6" CORNER  |             | SIGMA 6" CORNER   |             | SIGMA 8" CORNER   |             |
|------------------------|---|-------------|---|-------------|---|-------------|---|-------------|
| WALLSTONE SHAPE        |  |             |  |             |  Bluestone Blend & Sandstone Blend (Custom Order Only) |             |  Bluestone Blend & Sandstone Blend (Custom Order Only) |             |
| ACTUAL SIZE (inches)   | 3H x 6W x 10D<br>Right & Left Corners   |             | 6H x 6W x 10D<br>Right & Left Corners   |             | 6H x 14D x 8L<br>Right & Left Corners   |             | 8H x 14D x 8L<br>Right & Left Corners   |             |
| WEIGHT PER CUBE (lbs.) | 493   |             | 1,837   |             | 1,008   |             | 1,310   |             |
| DEGREES FROM VERTICAL  | 0°  |             | 0°  |             | 0°  |             | 0°  |             |
| UNITS PER PALLET       | 32  |             | 64  |             | 18  |             | 18  |             |
| STYLE                  | SPLIT FACE  | RENAISSANCE | SPLIT FACE  | RENAISSANCE | SPLIT FACE  | RENAISSANCE | SPLIT FACE  | RENAISSANCE |
| PRICE PER PIECE        | Standard  | \$7.80      | Standard  | \$7.10      | Standard  | \$17.25     | Standard  | \$18.25     |
|                        | Color Plus  | \$8.30      | Color Plus  | \$7.60      | Color Plus  | \$17.75     | Color Plus  | \$18.75     |
|                        | Premier   | \$10.00     | Premier   | \$9.00      | Premier   | \$20.75     | Premier   | \$21.75     |

| CAMBRIDGE PINS       | 6 1/2" | 1 Box = 1,440 Pins (16 bags of 90 Pins per bag) FULL BOXES ONLY | PRICE PER BOX | \$425 |
|----------------------|--------|---|---------------|-------|
| For Engineered Walls | 3 1/4" | 1 Box = 1,440 Pins (16 bags of 90 Pins per bag) FULL BOXES ONLY | PRICE PER BOX | \$264 |

# MISCELLANEOUS

|                        | CURBSTONE   |        | EDGESTONE   |        | STAIRCASE FILLER BLOCK   |  |
|------------------------|---|--------|---|--------|--|--|
| WALLSTONE SHAPE        |  |        |  |        |  Designed to be used as filler block behind staircase units |  |
| ACTUAL SIZE (inches)   | 3 1/2" Thick<br>9H x 8W   |        | 2 3/8" Thick;<br>8H x 6W  |        | 6H x 8D x 12W  |  |
| FACE SQ. FT. PER BLOCK | 96 Lin. Ft. Per Cube  |        | 120 Lin. Ft. Per Cube   |        | N/A  |  |
| WEIGHT PER CUBE (lbs.) | 2,776   |        | 2,200   |        | 2,085  |  |
| DEGREES FROM VERTICAL  | 144 Pcs. Per Cube   |        | 240 Pcs. Per Cube   |        | N/A  |  |
| UNITS PER PALLET       | 144 Pcs. Per Cube   |        | 240 Pcs. Per Cube   |        | 60   |  |
| PRICE PER PIECE        | Standard  | \$3.89 | Standard  | \$1.75 | \$6.00   |  |
| PRICE PER CUBE         | Standard  |        | Standard  |        |  |  |
| PRICE PER PIECE        |   |        | Color Plus  | \$1.95 |  |  |
| PRICE PER CUBE         |   |        | Color Plus  |        |  |  |
| PRICE PER PIECE        |   |        | Premier   | \$2.30 |  |  |
| PRICE PER CUBE         |   |        | Premier   |        |  |  |

NOTE: MaytrX 3" & 6" and Stretcher Stone Walls can be used as vertical walls with pins!

# PYZIQUE WALL SYSTEM

| PYZIQUE DOUBLE-SIDED   |                 |             |            |        |
|--|-----------------|-------------|------------|--------|
| One Unit Creates Wall, Corner & Cap.<br>Max. Wall Height: 3 Ft. Front & Back Side<br>Can Be Used For Inside Or Outside Radius. |                 |             |            |        |
|   |                 |             |            |        |
| Rear Face: 4H x 9D x 7L<br>Front Face: 4H x 9D x 11L   |                 |             |            |        |
| Back Side: .19   | Front Side: .31 |             |            |        |
| 30 Face Sq. Ft • 90 Lin. Ft (Double-Sided Straight Wall)   |                 |             |            |        |
| 3,201  |                 |             |            |        |
| 0° or Optional 5/8" Setback (9°)   |                 |             |            |        |
| 120  |                 |             |            |        |
| STYLE  | SPLIT FACE      | RENAISSANCE |            |        |
| PRICE PER PIECE  | Standard        | \$4.75      | Standard   | \$5.95 |
|  | Color Plus      | \$5.25      | Color Plus | \$6.50 |
|  | Premier         | \$6.50      | Premier    | \$7.75 |

# WALLSTONES Color Selection Guide



|   | Coal | Mocha | Bluestone Blend | Onyx/Natural | Ruby/Onyx | Sahara/Chestnut | Sandstone Blend | Toffee/Onyx |
|---|------|-------|-----------------|--------------|-----------|-----------------|-----------------|-------------|
| MaytRx Split Face: 3" & 6", Corners & All Wall & Column Caps & Hats <small>(Coal &amp; Mocha available in Wall Caps only)</small> | ■    | ■     | ■               | ■            | ■         | ■               | ■               | ■           |
| MaytRx Renaissance: 3" & 6", Corners & All Wall & Column Caps & Hats  |      |       |                 | ■            | ■         | ■               | ■               | ■           |
| Cambridge 6" Split Face Stretcher Stone   |      |       | ■               | ■            | ■         | ■               | ■               | ■           |
| Cambridge 6" Renaissance Stretcher Stone  |      |       |                 |              |           |                 | ■               | ■           |
| Pyzique Split Face  |      |       | ■               | ■            | ■         | ■               | ■               | ■           |
| Pyzique Renaissance   |      |       |                 | ■            | ■         | ■               | ■               | ■           |
| Cambridge LedgeStone Wall & Corner / Radius Wall & Corner   |      |       | ■               | ■            | ■         | ■               | ■               | ■           |
| Sigma 6" & 8" Split Face Wall & Corners   |      |       | C               | ■            | ■         | ■               | C               | ■           |
| Sigma 6" & 8" Renaissance Wall & Corners  |      |       |                 |              |           |                 |                 | ■           |
| MaytRx Column Kit Split Face  |      |       | ■               | ■            | ■         | ■               | ■               | ■           |
| MaytRx Column Kit Renaissance   |      |       |                 |              |           |                 |                 | ■           |
| Edgestone   |      |       | ■               | ■            | ■         | ■               | ■               | ■           |
| Curbstone   |      |       |                 | ■            | ■         | ■               | ■               | ■           |

# SOUTH AMBOY WALLSTONES PLUS Color Selection Guide



|  | Coal | Eggshell | Mocha | Bluestone Blend | Limestone Quarry Blend | Limestone Quarry Blue | Onyx/Natural | Riverbed Blend | Ruby/Onyx | Sahara/Chestnut | Sahara/Chestnut Lite | Sandstone Blend | Sandstone Lite | Toffee/Onyx | Toffee/Onyx Lite |
|--|------|----------|-------|-----------------|------------------------|-----------------------|--------------|----------------|-----------|-----------------|----------------------|-----------------|----------------|-------------|------------------|
| Olde English Wall  | ■    |          | ■     | ■               | ■                      | ■                     | ■            | ■              | ■         | ■               | ■                    | ■               | ■              | ■           | ■                |
| Olde English Radius & XL Radius Wall                     |      |          |       | ■               | ■                      |                       | ■            | ■              | ■         | ■               | ■                    | ■               | ■              | ■           | ■                |
| Non-Tumbled Olde English Wall (4 x 8 x 12 or 4 x 8 x 20) | ■    | ■        | ■     | ■               | ■                      | ■                     | ■            | ■              | ■         | ■               | ■                    | ■               | ■              | ■           | ■                |
| Omega 6" S/F Wall  | ■    | ■        | ■     | ■               | ■                      | ■                     | ■            | ■              | ■         | ■               | ■                    | ■               | ■              | ■           | ■                |
| Omega 3" S/F Wall  | ■    | ■        | ■     | ■               | ■                      | ■                     | ■            | ■              | ■         | ■               | ■                    | ■               | ■              | ■           | ■                |
| Omega Smooth 6" Wall & Column Kit                        | ■    | ■        | ■     | ■               | ■                      | ■                     | ■            | ■              | ■         | ■               | ■                    | ■               | ■              | ■           | ■                |
| Smooth Cap   | ■    | ■        | ■     | ■               | ■                      | ■                     | ■            | ■              | ■         | ■               | ■                    | ■               | ■              | ■           | ■                |
| Maytrx 6" Plus S/F Wall                                  | ■    | ■        | ■     | ■               | ■                      | ■                     | ■            | ■              | ■         | ■               | ■                    | ■               | ■              | ■           | ■                |
| Maytrx 3" Plus S/F Wall                                  | ■    | ■        | ■     | ■               | ■                      | ■                     | ■            | ■              | ■         | ■               | ■                    | ■               | ■              | ■           | ■                |
| 6" Plus Stretcher S/F Wall                               | ■    | ■        | ■     | ■               | ■                      | ■                     | ■            | ■              | ■         | ■               | ■                    | ■               | ■              | ■           | ■                |
| Sigma 6" Plus S/F Wall                                   |      |          |       | ■               | ■                      | ■                     | ■            | ■              | ■         | ■               | ■                    | ■               | ■              | ■           | ■                |
| Sigma 8" Plus S/F Wall                                   |      |          |       | ■               | ■                      | ■                     | ■            | ■              | ■         | ■               | ■                    | ■               | ■              | ■           | ■                |
| Double-Sided Plus S/F Caps                               | ■    | ■        | ■     | ■               | ■                      | ■                     | ■            | ■              | ■         | ■               | ■                    | ■               | ■              | ■           | ■                |
| Single-Sided Plus 12" S/F Cap                            | ■    | ■        | ■     | ■               | ■                      | ■                     | ■            | ■              | ■         | ■               | ■                    | ■               | ■              | ■           | ■                |
| Single-Sided Plus 13" S/F Cap                            |      |          |       | ■               | ■                      | ■                     | ■            | ■              | ■         | ■               | ■                    | ■               | ■              | ■           | ■                |
| Cambridge Corner 3" S/F                                  | ■    | ■        | ■     | ■               | ■                      | ■                     | ■            | ■              | ■         | ■               | ■                    | ■               | ■              | ■           | ■                |
| Cambridge Corner 6" S/F                                  | ■    | ■        | ■     | ■               | ■                      | ■                     | ■            | ■              | ■         | ■               | ■                    | ■               | ■              | ■           | ■                |
| Sigma 6" Plus Corner S/F                                 |      |          |       | ■               | ■                      | ■                     | ■            | ■              | ■         | ■               | ■                    | ■               | ■              | ■           | ■                |
| Sigma 8" Plus Corner S/F                                 |      |          |       | ■               | ■                      | ■                     | ■            | ■              | ■         | ■               | ■                    | ■               | ■              | ■           | ■                |
| Column Plus S/F Kits                                     | ■    | ■        | ■     | ■               | ■                      | ■                     | ■            | ■              | ■         | ■               | ■                    | ■               | ■              | ■           | ■                |
| Garden Wall S/F  |      |          |       | ■               | ■                      | ■                     | ■            | ■              | ■         | ■               | ■                    | ■               | ■              | ■           | ■                |

C = Custom Order Only

# SOUTH AMBOY WALLSTONES

South Amboy Wall Systems **CANNOT** be mixed with the existing wallstones featured on the previous pages.

...

These wallstones are exact full heights versus nominal.  
(Example: MaytRx 6" Plus height will be 6 inches, instead of 5 7/8 inches)

## FEATURING THREE & FOUR COLOR WALLSTONE BLENDS!



All wallstones are sold with pallets included except the following: Olde English Double-Sided Tumbled Wall, Olde English Radius Wallstones, Wall Corners Plus and Column Kits Plus.

OMEGA WALL SYSTEM

## OMEGA SMOOTH WALL, COLUMN & CAP NOW AVAILABLE!

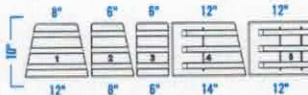
A CAMBRIDGE EXCLUSIVE!

| OMEGA SMOOTH 6" DOUBLE-SIDED |   |                       | OMEGA SMOOTH 6" COLUMN KIT           |            |            | SMOOTH CAP  |            |              |           |
|------------------------------|---|-----------------------|--------------------------------------|------------|------------|---|------------|--------------|-----------|
| WALLSTONE SHAPE              |   |                       |                                      |            |            |   |            |              |           |
| ACTUAL SIZE (inches)         | ALL: 6H x 10D<br>1: 12W / 8W • 2: 8W / 6W • 3: 6W / 6W<br>4: 14W / 12W • 5: 12W / 12W   |                       | 22 x 22 (Width)<br>48 to 60 (Height) |            |            | 3H x 13D x 12W<br>(Depending on installation, both the 12" or 13" length can be utilized) |            |              |           |
| FACE SQ. FT. PER PALLET      | Single Sided 26.67  |                       | N/A                                  |            |            | 60 - Linear Feet  |            |              |           |
| FACE SQ. FT. PER LAYER       | Designed to be sold by Full Cube or Layer<br>Double-Sided: 4.83 Face Sq. Ft. Per Layer<br>Single-Sided: 5.33 Face Sq. Ft. Per Layer |                       | N/A                                  |            |            | N/A   |            |              |           |
| WEIGHT PER CUBE (lbs.)       | Weight Per Pallet: 2,715 Lbs.   |                       | 2,385                                |            |            | 2,200 (36 Lbs. Per Pc.)   |            |              |           |
| DEGREES FROM VERTICAL        | 0° or Optional 5/8" Setback (5.95°)   |                       | N/A                                  |            |            | N/A   |            |              |           |
| UNITS PER PALLET             | 1: 20 • 2: 10 • 3: 10 • 4: 10 • 5: 10   |                       | 45                                   |            |            | 60  |            |              |           |
| STYLE                        | SMOOTH  | FOB SAMB.             | FOB LYND.                            | SMOOTH     | FOB SAMB.  | FOB LYND.   | SMOOTH     | FOB SAMB.    | FOB LYND. |
| PRICE PER                    | Standard  | /face sq. ft. \$18.4¢ | /face sq. ft.                        | Standard   | /kit \$605 | /kit  | Standard   | /pc. \$8.50  | /pc.      |
|                              | Color Plus  | /face sq. ft. \$19.50 | /face sq. ft.                        | Color Plus | /kit \$635 | /kit  | Color Plus | /pc. \$8.75  | /pc.      |
|                              | Premier   | /face sq. ft. \$23.9¢ | /face sq. ft.                        | Premier    | /kit \$735 | /kit  | Premier    | /pc. \$10.5¢ | /pc.      |

36 pieces required to build a 22 in. x 22 in. column 4 ft. above ground with one course buried. 45 pieces allow you to build a column up to 5ft above ground. Just add our Cambridge Natural Stone or Cast Stone Caps (not included). To add an electrical fixture, a 6 in. cavity is left in the center of the column for wiring.

### OMEGA® DOUBLE-SIDED MULTI-FACE DESIGN

5 Basic Wallstones (1, 2, 3, 4, 5) with optional cap & column kit available.



Available in 6" height

- Omega Smooth 6": for walls up to 3ft high or engineered walls of any height (with connectors & geogrid)
- Omega Smooth 6" Column Kits can be utilized
- Omega Smooth uses the Smooth Cap
- 1 cube of Omega Smooth 6" yields 24.17 double-sided face ft.

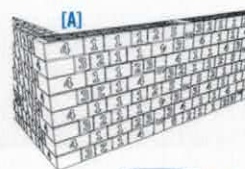
CAMBRIDGE CONNECTOR CLIPS ARE INCLUDED WITHIN THE PALLET (60 connectors for Omega Smooth 6" wall)

### NOTE:

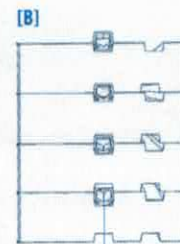
[A] The #4 block is the corner or can be used as a standard wallstone.

[B] Omega Smooth wallstones used as retaining wall should be built as a setback or near vertical unless you have consulted & designed an engineered plan for a full vertical position based on the criteria of your wall installation.

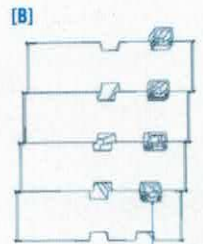
- All stones can be used in the wall.
- The #5 block can be used as end of wall, vertical jumper, cut to fit the end of wall, or as a standard wallstone.



Cambridge Connector Clip Detail (Patent Pending)



Connector Position for Vertical Alignment



Connector Position for Setback Alignment

# SOUTH AMBOY WALLSTONES

South Amboy wall systems **CANNOT** be mixed with the existing wallstones featured on the previous pages. These wallstones are exact full heights versus nominal. Walls on pages 14-15 are available in Split Face only.

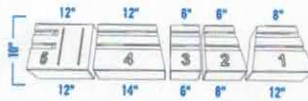
## OMEGA WALL SYSTEM

All wallstones are sold with pallets included except the following: Olde English Double-Sided Tumbled Wall, Olde English Radius Wallstones, Wall Corners Plus and Column Kits Plus.

|                         | OMEGA 6" DOUBLE-SIDED SPLIT FACE   |                 |                | OMEGA 3" DOUBLE-SIDED SPLIT FACE  |                 |                |
|-------------------------|--|-----------------|----------------|---|-----------------|----------------|
| WALLSTONE SHAPE         |  |                 |                |   |                 |                |
| ACTUAL SIZE (inches)    | ALL: 6H x 10D<br>1: 12W / 8W • 2: 8W / 6W • 3: 6W / 6W<br>4: 14W / 12W • 5: 12W / 12W  |                 |                | ALL: 3H x 10D<br>1: 12W / 8W • 2: 8W / 6W • 3: 6W / 6W<br>4: 14W / 12W • 5: 12W / 12W   |                 |                |
| FACE SQ. FT. PER PALLET | Single Sided 26.67   |                 |                | Single Sided 26.67  |                 |                |
| FACE SQ. FT. PER LAYER  | Designed To Be Sold By Full Cube Or Layer.<br>Double-Sided: 4.83 Face Sq. Ft. Per Layer<br>Single-Sided: 5.33 Face Sq. Ft. Per Layer<br>Weight Per Pallet: 2,715 Lbs.<br>0" or Optional 5/8" Setback (5.95") |                 |                | Designed to be sold by Full Cube or Layer.<br>Double-Sided: 2.42 Face Sq. Ft. Per Layer<br>Single-Sided: 2.67 Face Sq. Ft. Per Layer<br>Weight Per Pallet: 2,600 Lbs.<br>0" or Optional 5/8" Setback (11.77") |                 |                |
| WEIGHT PER CUBE (lbs.)  |  |                 |                |   |                 |                |
| DEGREES FROM VERTICAL   |  |                 |                |   |                 |                |
| UNITS PER PALLET        | 1: 20 • 2: 10 • 3: 10 • 4: 10 • 5: 10  |                 |                | 1: 40 • 2: 20 • 3: 20 • 4: 20 • 5: 20   |                 |                |
| STYLE                   | SPLIT FACE   | F0B SOUTH AMBOY | F0B LYN DHURST | SPLIT FACE  | F0B SOUTH AMBOY | F0B LYN DHURST |
| PRICE PER FACE SQ. FT.  | Standard   |                 | \$16.75        | Standard  |                 | \$19.95        |
|                         | Color Plus   |                 | \$17.95        | Color Plus  |                 | \$20.95        |
|                         | Premier  |                 | \$22.75        | Premier   |                 | \$25.25        |

### OMEGA® DOUBLE-SIDED MULTI-FACE DESIGN

5 Basic Wallstones (1, 2, 3, 4, 5) with optional caps, corners available in Split Face.



- Omega 3" & 6": for walls up to 3ft high or engineered walls of any height (with connectors & geogrid)
- The MayRtX 3" & 6" Plus corners are used for Omega
- Cambridge Column Kits Plus can be utilized with Omega
- Omega uses any Cambridge Plus Caps
- 1 cube of Omega 3" or 6" yields 24.17 double-sided face ft.



**CAMBRIDGE CONNECTOR CLIPS ARE INCLUDED WITHIN THE PALLET**  
(60 connectors for Omega 6" wall & 120 connectors for Omega 3" wall)

### NOTE:

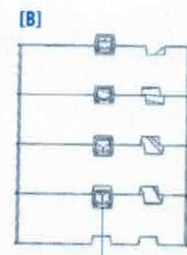
[A] By splitting the #5 stone you can make two corners per stone, it can be a stand up soldier or wallstone, as well as, an end of wall solution. All other wallstones combine to make a radius.

[B] Omega wallstones used as retaining wall should be built as a setback or near vertical unless you have consulted & designed an engineered plan for a full vertical position based on the criteria of your wall installation.

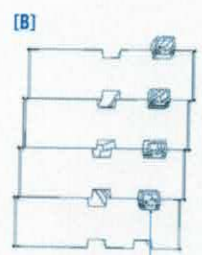
- The #2 and #3 stones combine to make the same size as the #4 stone.



Cambridge Connector Clip Detail (Patent Pending)



Connector Position for Vertical Alignment



Connector Position for Setback Alignment

## MAYTRX PLUS WALL SYSTEM

All wallstones are sold with pallets included except the following: Olde English Double-Sided Tumbled Wall, Olde English Radius Wallstones, Wall Corners Plus and Column Kits Plus.

|                         | MAYTRX 6" PLUS DOUBLE-SIDED   |                 |                | MAYTRX 3" PLUS DOUBLE-SIDED   |                 |                | 6" PLUS STRETCHERSTONE                       |                 |                |
|-------------------------|---|-----------------|----------------|---|-----------------|----------------|--|-----------------|----------------|
| WALLSTONE SHAPE         | NOTE: PACKED 5 LAYERS PER PALLET  |                 |                | NOTE: PACKED 10 LAYERS PER PALLET   |                 |                |  |                 |                |
| ACTUAL SIZE (inches)    | ALL: 6H x 10D<br>A: 10W / 12W • B: 10W / 6W<br>X: 8W / 4W • Y: 10W / 8W   |                 |                | ALL: 3H x 10D<br>A: 10W / 12W • B: 10W / 6W<br>X: 8W / 4W • Y: 10W / 8W   |                 |                | 6H x 10D<br>Front Face: 16" • Rear Face: 12" |                 |                |
| FACE SQ. FT. PER PALLET | Single Sided 33.4   |                 |                | Single Sided 33.4   |                 |                | Single Sided 32.0                            |                 |                |
| FACE SQ. FT. PER LAYER  | Designed To Be Sold By Full Cube Or Layer.<br>Double-Sided: 5.67 Face Sq. Ft. Per Layer<br>Single-Sided: 6.67 Face Sq. Ft. Per Layer<br>Weight Per Pallet: 3,089 Lbs.<br>0" or Optional 3/4" Setback (7.1") |                 |                | Designed to be sold by Full Cube or Layer.<br>Double-Sided: 2.83 Face Sq. Ft. Per Layer<br>Single-Sided: 3.33 Face Sq. Ft. Per Layer<br>Weight Per Pallet: 3,050 Lbs.<br>0" or Optional 3/4" Setback (7.1") |                 |                | 0.66 (per block)      0.58 (per block)       |                 |                |
| WEIGHT PER CUBE (lbs.)  |   |                 |                |   |                 |                | 2,835  |                 |                |
| DEGREES FROM VERTICAL   |   |                 |                |   |                 |                | 0" or Optional 3/4" Setback (7.1")           |                 |                |
| UNITS PER PALLET        | A: 20 • B: 20 • X: 20 • Y: 20   |                 |                | A: 40 • B: 40 • X: 40 • Y: 40   |                 |                | 48   |                 |                |
| PRICE PER FACE SQ. FT.  | SPLIT FACE  | F0B SOUTH AMBOY | F0B LYN DHURST | SPLIT FACE  | F0B SOUTH AMBOY | F0B LYN DHURST | SPLIT FACE                                   | F0B SOUTH AMBOY | F0B LYN DHURST |
|                         | Standard  |                 | \$15.10        | Standard  |                 | \$17.95        | Standard                                     |                 | \$15.25        |
|                         | Color Plus  |                 | \$16.25        | Color Plus  |                 | \$18.95        | Color Plus                                   |                 | \$16.50        |
|                         | Premier   |                 | \$20.50        | Premier   |                 | \$23.25        | Premier                                      |                 | \$20.50        |

# SIGMA PLUS WALL SYSTEM

# WALL CAPS PLUS

|                                | SIGMA 6" PLUS   |                  |                  | SIGMA 8" PLUS   |                  |                  |
|--------------------------------|---|------------------|------------------|---|------------------|------------------|
| <b>WALLSTONE SHAPE</b>         |  |                  |                  |  |                  |                  |
| <b>ACTUAL SIZE (inches)</b>    | 6H x 12D x 16L  |                  |                  | 8H x 12D x 18L  |                  |                  |
| <b>FACE SQ. FT. PER BLOCK</b>  | 0.67  |                  |                  | 1   |                  |                  |
| <b>FACE SQ. FT. PER PALLET</b> | 32  |                  |                  | 48  |                  |                  |
| <b>WEIGHT PER CUBE (lbs.)</b>  | 2,253 (46 Lbs. Per Pc.)   |                  |                  | 3,261 (67 Lbs. Per Pc.)   |                  |                  |
| <b>DEGREES FROM VERTICAL</b>   | 1.7° OPTION or 6° SET BACK  |                  |                  | 6°  |                  |                  |
| <b>UNITS PER PALLET</b>        | 48  |                  |                  | 48  |                  |                  |
| <b>PRICE PER PIECE</b>         | <b>SPLIT FACE</b>   | <b>FOB SAMB.</b> | <b>FOB LYND.</b> | <b>SPLIT FACE</b>   | <b>FOB SAMB.</b> | <b>FOB LYND.</b> |
|                                | Standard  |                  | \$8.95           | Standard  |                  | \$10.75          |
|                                | Color Plus  |                  | \$9.55           | Color Plus  |                  | \$11.50          |
|                                | Premier   |                  | \$12.95          | Premier   |                  | \$14.95          |

All caps can be used on ALL wallstones

| DOUBLE-SIDED PLUS CAP  |                  |                  | SINGLE-SIDED PLUS 12" CAP   |                  |                  | SINGLE-SIDED PLUS 13" CAP   |                  |                  |
|--|------------------|------------------|---|------------------|------------------|---|------------------|------------------|
|  |                  |                  |  |                  |                  |  |                  |                  |
| 3H x 13D x 12W   |                  |                  | 3H x 12D x 18W  |                  |                  | 3H x 13D x 18W  |                  |                  |
| 0.25   |                  |                  | 0.38  |                  |                  | 0.38  |                  |                  |
| 60 - Linear Feet   |                  |                  | 60 - Linear Feet  |                  |                  | 60 - Linear Feet  |                  |                  |
| 2,200 (36 Lbs. Per Pc.)  |                  |                  | 2,040 (50 Lbs. Per Pc.)   |                  |                  | 2,285 (56 Lbs. Per Pc.)   |                  |                  |
| N/A  |                  |                  | N/A   |                  |                  | N/A   |                  |                  |
| 60   |                  |                  | 40  |                  |                  | 40  |                  |                  |
| <b>S/F</b>   | <b>FOB SAMB.</b> | <b>FOB LYND.</b> | <b>S/F</b>  | <b>FOB SAMB.</b> | <b>FOB LYND.</b> | <b>S/F</b>  | <b>FOB SAMB.</b> | <b>FOB LYND.</b> |
| Standard   |                  | \$7.95           | Standard  |                  | \$9.75           | Standard  |                  | \$9.75           |
| Color Plus   |                  | \$8.50           | Color Plus  |                  | \$10.25          | Color Plus  |                  | \$10.25          |
| Premier  |                  | \$10.15          | Premier   |                  | \$12.30          | Premier   |                  | \$12.30          |

**UPGRADED DESIGN!** 2 knob set connection system with filled stone interlock in both near vertical and setback configuration. Vertical side inset steps in a setback wall is possible by removing the knobs that are used only for setback. NOTE: 3rd knob is for packaging purposes only.

CAMBRIDGE CORNERS CAN BE USED FOR MAYTRX & OMEGA WALL SPLIT FACE

## CAMBRIDGE & SIGMA PLUS CORNERS

|                               | CAMBRIDGE CORNER 3"   |                  |                  | CAMBRIDGE CORNER 6"   |                  |                  | SIGMA 6" PLUS CORNER  |                  |                  | SIGMA 6" PLUS CORNER (16D)  |                  |                  | SIGMA 8" PLUS CORNER  |                  |                  |
|-------------------------------|---|------------------|------------------|---|------------------|------------------|---|------------------|------------------|---|------------------|------------------|---|------------------|------------------|
| <b>WALLSTONE SHAPE</b>        |  |                  |                  |  |                  |                  |  |                  |                  |  |                  |                  |  |                  |                  |
| <b>ACTUAL SIZE (inches)</b>   | 3H x 6W x 10D<br>Right & Left Corners   |                  |                  | 6H x 6W x 10D<br>Right & Left Corners   |                  |                  | 6H x 14D x 8L<br>Right & Left Corners   |                  |                  | 6H x 16D x 8L<br>Right & Left Corners   |                  |                  | 8H x 18D x 8L<br>Right & Left Corners   |                  |                  |
| <b>WEIGHT PER CUBE (lbs.)</b> | 544   |                  |                  | 1,728   |                  |                  | 2,016   |                  |                  | 1,536   |                  |                  | 1,696   |                  |                  |
| <b>DEGREES FROM VERTICAL</b>  | 0°  |                  |                  | 0°  |                  |                  | 0°  |                  |                  | 0°  |                  |                  | 0°  |                  |                  |
| <b>UNITS PER PALLET</b>       | 40  |                  |                  | 64  |                  |                  | 36  |                  |                  | 24  |                  |                  | 16  |                  |                  |
| <b>PRICE PER PIECE</b>        | <b>S/F</b>  | <b>FOB SAMB.</b> | <b>FOB LYND.</b> | <b>S/F</b>  | <b>FOB SAMB.</b> | <b>FOB LYND.</b> | <b>S/F</b>  | <b>FOB SAMB.</b> | <b>FOB LYND.</b> | <b>S/F</b>  | <b>FOB SAMB.</b> | <b>FOB LYND.</b> | <b>S/F</b>  | <b>FOB SAMB.</b> | <b>FOB LYND.</b> |
|                               | Standard  |                  | \$6.85           | Standard  |                  | \$7.15           | Standard  |                  | \$13.15          | Standard  |                  | \$15.50          | Standard  |                  | \$19.25          |
|                               | Color Plus  |                  | \$7.25           | Color Plus  |                  | \$7.65           | Color Plus  |                  | \$13.55          | Color Plus  |                  | \$15.95          | Color Plus  |                  | \$19.75          |
|                               | Premier   |                  | \$7.95           | Premier   |                  | \$9.60           | Premier   |                  | \$15.95          | Premier   |                  | \$18.50          | Premier   |                  | \$22.05          |

NOTE: Sigma 8" Plus Corner - Full size corners, no cuts needed to stay on bond from corner. • NOTE: Pallets not included with corners. All product will be banded.

| CAMBRIDGE PINS<br>For Engineered Walls | 6 1/2" | 1 Box = 1,440 Pins (16 bags of 90 Pins per bag) FULL BOXES ONLY | PRICE PER BOX | \$415 |
|--|--------|---|---------------|-------|
|  | 3 1/4" | 1 Box = 1,440 Pins (16 bags of 90 Pins per bag) FULL BOXES ONLY | PRICE PER BOX | \$265 |

## PRE-PACKAGED COLUMN KIT PLUS

### PRE-PACKAGED COLUMN KIT PLUS

Each kit is conveniently pre-packaged with Cambridge 6 inch column wallstones to build one 22 in. x 22 in. column, 4 ft. high above ground with one course buried. Just add our cap and hat kit or Cambridge Natural Stone or Cast Stone Caps (NOT INCLUDED). To add an electrical fixture, a 6 in. cavity is left in the center of the column for wiring.

|                            |                              |                        |                      |
|----------------------------|------------------------------|------------------------|----------------------|
| <b>SIZE (inches)</b>       | 22 x 22 (Width), 48 (Height) |                        |                      |
| <b>TOTAL WEIGHT (lbs.)</b> | 2,016                        |                        |                      |
| <b>PALLET SIZE</b>         | 1                            |                        |                      |
| <b>PRICE PER KIT</b>       | <b>SPLIT FACE</b>            | <b>FOB SOUTH AMBOY</b> | <b>FOB LYNDHURST</b> |
|                            | Standard                     |                        | \$465                |
|                            | Color Plus                   |                        | \$495                |
|                            | Premier                      |                        | \$575                |



NOTE: Pallets not included with column kits. These products are banded.


## GARDEN WALL

| GARDEN WALL  |  |                  |
|--|--|------------------|
| One Unit Creates Wall, Corner & Cap.<br>Max. Wall Height: 3 Ft. Front & Back Side<br>Can Be Used For Inside Or Outside Radius. |  |                  |
|   |  |                  |
| <b>ACTUAL SIZE (inches)</b>  | Rear Face: 4H x 8D x 7 3/4 L<br>Front Face: 4H x 8D x 11 1/2 L |                  |
| <b>FACE SQ. FT. PER BLOCK</b>  | Front Face: .32 • Rear Face: .22                               |                  |
| <b>FACE SQ. FT. PER PALLET</b>   | 38.5 Face Sq. Ft.  |                  |
| <b>WEIGHT PER CUBE (lbs.)</b>  | 3,165  |                  |
| <b>DEGREES FROM VERTICAL</b>   | 0°   |                  |
| <b>UNITS PER PALLET</b>  | 120  |                  |
| <b>PRICE PER PIECE</b>   | <b>SPLIT FACE</b>  | <b>FOB LYND.</b> |
|  | Standard   | \$4.75           |
|  | Color Plus   | \$5.15           |
|  | Premier  | \$6.65           |

# NATURAL STONE 7-PC PATTERN DESIGN KIT

\*The quantities provided allow for a nominal 1/2" to 1" or more of joint width.

\*\* All Natural Stone prices are subject to change at any point during the year, due to international freight and tariff charges. \*\*



| COLOR                  | Cumberland Brown | Cumberland Grey | Hampton Brown | Rainbow |
|------------------------|------------------|-----------------|---------------|---------|
| THICKNESS (inches)     | 1 1/4            | 1               | 1             | 1       |
| WEIGHT PER CUBE (lbs.) | 3,508            | 2,555           | 2,400         | 2,350   |
| SQUARE FT. PER CUBE*   | 200              | 200             | 200           | 200     |
| PRICE PER SQUARE FOOT  | \$8.75           | \$6.50          | \$8.50        | \$6.50  |

# NATURAL STONE SLABS SOLD INDIVIDUALLY



\*The quantities provided allow for a nominal 1/2" to 1" or more of joint width.

| COLOR                  | Cumberland Blue (1" Thick) |        |        | Cumberland Brown (1 1/4" Thick) |        |        | Cumberland Grey (1" Thick) |        |        |
|------------------------|----------------------------|--------|--------|---------------------------------|--------|--------|----------------------------|--------|--------|
|                        | [A]                        | [B]    | [C]    | [A]                             | [B]    | [C]    | [A]                        | [B]    | [C]    |
| DIMENSIONS             |                            |        |        |                                 |        |        |                            |        |        |
| WEIGHT PER CUBE (lbs.) | 2,765                      | 1,840  | 2,765  | 3,475                           | 2,315  | 2,315  | 2,765                      | 1,840  | 2,765  |
| SQUARE FT. PER CUBE*   | 216                        | 144    | 216    | 198                             | 132    | 132    | 216                        | 144    | 216    |
| PRICE PER SQUARE FOOT  | \$8.35                     | \$8.35 | \$8.35 | \$8.95                          | \$8.95 | \$8.95 | \$6.50                     | \$6.50 | \$6.50 |

# TRAVERTINE 4-PC FRENCH PATTERN DESIGN KIT BULLNOSE TREAD



\*NOTE: Blue Marble is sandblasted marble, not travertine.

| COLOR                  | Blue Marble | Cashmere | Silver | Walnut |
|------------------------|-------------|----------|--------|--------|
| THICKNESS (inches)     | 1 1/4       | 1 1/4    | 1 1/4  | 1 1/4  |
| WEIGHT PER CUBE (lbs.) | 2,870       | 2,870    | 2,870  | 2,870  |
| SQUARE FT. PER CUBE*   | 176         | 176      | 176    | 176    |
| PRICE PER SQUARE FOOT  | \$7.75      | \$7.75   | \$8.50 | \$7.75 |



12" x 24"  
1 Long Side - Bull Nosed

\*NOTE: Blue Marble is sandblasted marble, not travertine.

| COLOR                  | Blue Marble | Cashmere | Silver | Walnut |
|------------------------|-------------|----------|--------|--------|
| THICKNESS (inches)     | 2           | 2        | 2      | 2      |
| WEIGHT PER CUBE (lbs.) | 1,850       | 1,850    | 1,850  | 1,850  |
| TREADS PER CUBE        | 30          | 30       | 30     | 30     |
| PRICE PER TREAD        | \$32        | \$31     | \$34   | \$30   |

# OUTDOOR PORCELAIN TILE



[A] PATTERN KIT SIZES

- 11 5/8" x 11 5/8" (9 pieces)
- 11 5/8" x 23 5/8" (13 pieces)
- 23 5/8" x 23 5/8" (13 pieces)
- 23 5/8" x 35 7/16" (13 pieces)

SLAB SIZES

- [B] 11 5/8" x 23 5/8" (120 pieces)
- [C] 23 5/8" x 23 5/8" (64 pieces)
- [D] 23 5/8" x 35 7/16" (40 pieces)

Available in Cedar Mountain, Grey Mountain, Silver Lake and White Mountain

| DIMENSIONS             | [A]             | [B]             | [C]             | [D]             |
|------------------------|-----------------|-----------------|-----------------|-----------------|
| THICKNESS (inches)     | 3/4             | 3/4             | 3/4             | 3/4             |
| WEIGHT PER CUBE (lbs.) | 2,400           | 2,250           | 2,400           | 2,250           |
| PER CUBE               | 165 sq. ft.     | 240 sq. ft.     | 256 sq. ft.     | 240 sq. ft.     |
| PRICE                  | \$7.00 /Sq. Ft. | \$7.00 /Sq. Ft. | \$7.00 /Sq. Ft. | \$7.00 /Sq. Ft. |

# ITALIAN BELLA BLUESTONE



SLAB SIZES

- [A] 11 1/2" x 23 1/2" (114 pieces)
- [B] 23 1/2" x 23 1/2" (38 pieces)
- [C] 23 1/2" x 35 1/2" (38 pieces)

TREAD SIZES

- [D] 12" X 48"
- [E] 12" X 60"
- [F] 12" X 72"

| [A]             | [B]             | [C]             | [D]           | [E]           | [F]           |
|-----------------|-----------------|-----------------|---------------|---------------|---------------|
| 1               | 1               | 1               | 2             | 2             | 2             |
| 2,965           | 1,980           | 2,965           | 3,745         | 4,680         | 3,745         |
| 228 sq. ft.     | 152 sq. ft.     | 228 sq. ft.     | 36 pcs.       | 36 pcs.       | 24 pcs.       |
| \$10.50/Sq. Ft. | \$10.50/Sq. Ft. | \$10.50/Sq. Ft. | \$24 /Sq. Ft. | \$24 /Sq. Ft. | \$26 /Sq. Ft. |

# NATURAL STONE STEPPING STONES

| COLOR                            | Buff   | Cumberland Gold | Cumberland Grey |
|----------------------------------|--|-----------------|-----------------|
| DIMENSIONS                       | ALL 1 1/4" THICK - Sizes of the 6 pieces average 18" x 24" |                 |                 |
| WEIGHT PER STEPPING STONE (lbs.) | 48   |                 |                 |
| WEIGHT PER PALLET (lbs.)         | 1,460  |                 |                 |
| PRICE PER STEPPING STONE         | \$25   | \$25            | \$25            |
| PRICE PER PALLET                 |  |                 |                 |

Available in Buff, Cumberland Gold and Cumberland Grey

30 Stepping Stones of One Color  
(Sold In Full Pallets Only)









\*\* All Natural Stone prices are subject to change at any point during the year, due to international freight and tariff charges. \*\*

# NATURALSTONE THIN VENEER

| STYLE                    |  |  |
|--------------------------|---|---|
| COLOR                    | Butternut Ledge Stone   | Silver Mountain Ledge Stone   |
| AVERAGE STONE DIMENSIONS | 4"-18" L • 1"-3" H • 3/4"-1 1/4" Thick  | 4"-18" L • 1"-3" H • 3/4"-1 1/4" Thick  |
| PRODUCT                  | PALLET  | CORNER  |
| PACKAGING                | NEW PACKAGING 160 Sq. Ft./2,150 Lbs. (Sold in Full Pallets Only)                  | 5 Lin. Ft./70 Lbs. (Sold in Handy Packs Only)                                       |
| PRICE PER                | \$8.50 /Sq. Ft.   | \$15.25 /Lin. Ft.   |

# NATURALSTONE THIN VENEER - Z PANELS

| STYLE      |                 |                 |                |               |
|------------|--|--|--|--|
| COLOR      | Alpine White   | Ashford  | New Castle   | Ocean Blue   |
| PANEL SIZE | 1 Sq. Ft. • 3/5"-1" Thick  | 1 Sq. Ft. • 3/4"-1 1/4" Thick  | 1 Sq. Ft. • 3/5"-1" Thick  | 1 Sq. Ft. • 3/5"-1" Thick  |
| PRODUCT    | PALLET HANDY PACK CORNER   | PALLET HANDY PACK CORNER   | PALLET HANDY PACK CORNER   | PALLET HANDY PACK CORNER   |
| PACKAGING  | 216 Sq. Ft./2,100 Lbs. 6 Sq. Ft./60 Lbs. (Handy Packs Only) 6 Sq. Ft./72 Lbs. (Handy Packs Only) | 180 Sq. Ft./2,100 Lbs. 5 Sq. Ft./60 Lbs. (Handy Packs Only) 5 Sq. Ft./60 Lbs. (Handy Packs Only) | 216 Sq. Ft./2,100 Lbs. 6 Sq. Ft./60 Lbs. (Handy Packs Only) 6 Sq. Ft./72 Lbs. (Handy Packs Only) | 216 Sq. Ft./2,100 Lbs. 6 Sq. Ft./60 Lbs. (Handy Packs Only) 6 Sq. Ft./72 Lbs. (Handy Packs Only) |
| PRICE PER  | \$8.50/Sq. Ft. \$8.95/Sq. Ft. \$9.55/Sq. Ft.   | \$9.95/Sq. Ft. \$10.45/Sq. Ft. \$10.75/Sq. Ft.   | \$8.50/Sq. Ft. \$8.95/Sq. Ft. \$9.55/Sq. Ft.   | \$8.50/Sq. Ft. \$8.95/Sq. Ft. \$9.55/Sq. Ft.   |

NOTE: Each 6" Rise Corner Panel = 1 Sq. Ft.

# NATURALSTONE FLAT COLUMN CAP

CAMBRIDGE NATURAL STONE ROCK FACE FLAT COLUMN CAP



24" x 24" x 2" and 26" x 26" x 2"

18 Caps of One Color (Sold in Full Pallets Only)

| COLOR                    | Blackburn |           | Cumberland Blue |           | Cumberland Brown |           | Cumberland Grey |           | Hampton Brown |           | Rainbow   |           |
|--------------------------|-----------|-----------|-----------------|-----------|------------------|-----------|-----------------|-----------|---------------|-----------|-----------|-----------|
| DIMENSIONS - 2" Thick    | 24" x 24" | 26" x 26" | 24" x 24"       | 26" x 26" | 24" x 24"        | 26" x 26" | 24" x 24"       | 26" x 26" | 24" x 24"     | 26" x 26" | 24" x 24" | 26" x 26" |
| WEIGHT PER PIECE (lbs.)  | 113       | 131       | 124             | 145       | 114              | 134       | 115             | 134       | 112           | 132       | 95        | 111       |
| WEIGHT PER PALLET (lbs.) | 2,034     | 2,358     | 2,268           | 2,662     | 2,052            | 2,412     | 2,066           | 2,416     | 2,016         | 2,366     | 1,706     | 1,994     |
| PRICE PER CAP            | \$97      | \$115     | \$79            | \$90      | \$79             | \$90      | \$62            | \$79      | \$72          | \$84      | \$59      | \$74      |

# NATURALSTONE TREAD

CAMBRIDGE NATURAL STONE ROCK FACE FLAT TREAD

12" x 48" x 2"



15 Treads of One Color (Sold in Full Pallets Only)

12" x 60" x 2"



12 Treads of One Color (Sold in Full Pallets Only)

12" x 72" x 2"



12 Treads of One Color (Sold in Full Pallets Only)

| COLOR                    | Blackburn |         |         | Cumberland Blue |         |         | Cumberland Brown |         |         | Cumberland Grey |         |         | Hampton Brown |         |         | Rainbow |         |         |
|--------------------------|-----------|---------|---------|-----------------|---------|---------|------------------|---------|---------|-----------------|---------|---------|---------------|---------|---------|---------|---------|---------|
| DIMENSIONS - 2" Thick    | 12"x48"   | 12"x60" | 12"x72" | 12"x48"         | 12"x60" | 12"x72" | 12"x48"          | 12"x60" | 12"x72" | 12"x48"         | 12"x60" | 12"x72" | 12"x48"       | 12"x60" | 12"x72" | 12"x48" | 12"x60" | 12"x72" |
| WEIGHT PER TREAD (lbs.)  | 112       | 140     | 170     | 130             | 162     | 193     | 136              | 145     | 170     | 115             | 145     | 172     | 112           | 140     | 168     | 95      | 118     | 140     |
| WEIGHT PER PALLET (lbs.) | 1,680     | 1,680   | 2,040   | 1,940           | 1,940   | 2,318   | 2,040            | 1,740   | 2,040   | 1,730           | 1,730   | 2,066   | 1,680         | 1,680   | 2,016   | 1,425   | 1,416   | 1,680   |
| PRICE PER TREAD          | \$95      | \$117   | \$142   | \$69            | \$87    | \$105   | \$72             | \$89    | \$107   | \$59            | \$75    | \$92    | \$70          | \$87    | \$110   | \$62    | \$77    | \$95    |

# NATURALSTONE STEP

CAMBRIDGE NATURAL STONE ROCK FACE FLAT STEP

48" Wide x 16" Deep x 6" Thick



6 Steps of One Color (Sold in Full Pallets Only)

72" Wide x 16" Deep x 6" Thick



4 Steps of One Color (Sold in Full Pallets Only)

| COLOR                    | Blackburn                        |                                  | Cumberland Brown                 |                                  | Cumberland Grey                  |                                  | Hampton Brown                    |                                  |
|--------------------------|----------------------------------|----------------------------------|----------------------------------|----------------------------------|----------------------------------|----------------------------------|----------------------------------|----------------------------------|
| DIMENSIONS               | 48" Wide<br>16" Deep<br>6" Thick | 72" Wide<br>16" Deep<br>6" Thick | 48" Wide<br>16" Deep<br>6" Thick | 72" Wide<br>16" Deep<br>6" Thick | 48" Wide<br>16" Deep<br>6" Thick | 72" Wide<br>16" Deep<br>6" Thick | 48" Wide<br>16" Deep<br>6" Thick | 72" Wide<br>16" Deep<br>6" Thick |
| WEIGHT PER STONE (lbs.)  | 467                              | 700                              | 475                              | 707                              | 467                              | 700                              | 459                              | 688                              |
| WEIGHT PER PALLET (lbs.) | 2,800                            | 2,800                            | 2,850                            | 2,828                            | 2,800                            | 2,800                            | 2,752                            | 2,752                            |
| PRICE PER STEP           | \$360                            | \$540                            | \$320                            | \$480                            | \$225                            | \$340                            | \$260                            | \$390                            |

# FIRE PITS – Choice of Square or Round • Wood or Gas Burning

## PRE-PACKAGED OLDE ENGLISH ROUND BARBEQUE & FIRE PIT KIT

The metal ring insert has dual opposing cooking grates, which cantilever over the fire for cooking. Available in Gas Burning.\*



Available in Natural Gas or Liquid Propane (non-cooking units)

\*GAS FIRE PIT: 150k BTU, 24" Penta Burner produces even flame in flower-like pattern. All gas fire pits include Lava Rocks (Glass Fire Beads optional). Metal insert and Grill Grates not necessary.

|                                      |                                      |
|--------------------------------------|--------------------------------------|
| SIZE (inches)                        | 32 (Inside) 48 (Outside) 16 (Height) |
| TOTAL WEIGHT (lbs.)                  | 1,459                                |
| PRICE PER KIT                        | \$825 Bluestone Blend \$960          |
| PRICE PER NATURAL GAS OR PROPANE KIT | \$1595 Bluestone Blend \$1725        |

## PRE-PACKAGED GARDEN WALL ROUND BARBEQUE & FIRE PIT KIT

Available in Split Face. The metal ring insert has dual opposing cooking grates, which cantilever over the fire for cooking. Available in Gas Burning.\*




Available in Natural Gas or Liquid Propane (non-cooking units)

\*GAS FIRE PIT: 150k BTU, 24" Penta Burner produces even flame in flower-like pattern. All gas fire pits include Lava Rocks (Glass Fire Beads optional). Metal insert and Grill Grates not necessary.

|                                      |                                      |
|--------------------------------------|--------------------------------------|
| SIZE (inches)                        | 32 (Inside) 48 (Outside) 16 (Height) |
| TOTAL WEIGHT (lbs.)                  | 1,459                                |
| PRICE PER KIT                        | \$770 Bluestone Blend \$870          |
| PRICE PER NATURAL GAS OR PROPANE KIT | \$1640 Bluestone Blend \$1740        |

## PRE-PACKAGED OLDE ENGLISH SQUARE FIRE PIT KIT

Shown with optional Cambridge Barbeque & Fire Pit Spark Screen in Stainless Steel. Available in Gas Burning.\*




Available in Natural Gas or Liquid Propane (non-cooking units)

\*GAS FIRE PIT: 90k BTU, 18" Penta Burner produces even flame in flower-like pattern. All gas fire pits include Lava Rocks (Glass Fire Beads optional). Metal insert not necessary.

|                                      |                                      |
|--------------------------------------|--------------------------------------|
| SIZE (inches)                        | 23 (Inside) 48 (Outside) 19 (Height) |
| TOTAL WEIGHT (lbs.)                  | 1,850                                |
| PRICE PER KIT                        | \$875 Bluestone Blend \$995          |
| PRICE PER NATURAL GAS OR PROPANE KIT | \$1520 Bluestone Blend \$1625        |

## PRE-PACKAGED PYZIQUE ROUND BARBEQUE & FIRE PIT KIT

Available in Split Face or Renaissance. The metal ring insert has dual opposing cooking grates, which cantilever over the fire for cooking. Shown w/ optional Cambridge Barbeque & Fire Pit Spark Screen in Stainless Steel.



Available in Natural Gas or Liquid Propane (non-cooking units)

\*GAS FIRE PIT: 150k BTU, 24" Penta Burner produces even flame in flower-like pattern. All gas fire pits include Lava Rocks (Glass Fire Beads optional). Metal insert and Grill Grates not necessary.

|                                      |   |
|--------------------------------------|---|
| SIZE (inches)                        | 32 (Inside) 50 (Outside) 16 (Height)            |
| TOTAL WEIGHT (lbs.)                  | 1,685   |
| PRICE PER KIT                        | S/F \$775 Bluestone Blend \$870<br>REN \$845    |
| PRICE PER NATURAL GAS OR PROPANE KIT | S/F \$1640 Bluestone Blend \$1740<br>REN \$1690 |

## PRE-PACKAGED MAYTRX SQUARE FIRE PIT KIT

Available in Split Face or Renaissance. Shown with optional Cambridge Barbeque & Fire Pit Spark Screen in Stainless Steel & Grate Insert.



OPTIONAL GRATE INSERT  
Turns the Wood Burning Fire Pit into a BBQ Grill.  
PRICE: each

|                     |   |
|---------------------|---|
| SIZE (inches)       | 23 (Inside) 44 (Outside) 21 (Height)          |
| TOTAL WEIGHT (lbs.) | 1,550   |
| PRICE PER KIT       | S/F \$885 Bluestone Blend \$1045<br>REN \$945 |

## PRE-PACKAGED LEDGESTONE ROUND BARBEQUE & FIRE PIT KIT

The metal ring insert has dual opposing cooking grates, which cantilever over the fire for cooking. Shown with optional Cambridge Barbeque & Fire Pit Spark Screen in Stainless Steel & Grate Insert.



Available in Natural Gas or Liquid Propane (non-cooking units)

\*GAS FIRE PIT: 150k BTU, 24" Penta Burner produces even flame in flower-like pattern. All gas fire pits include Lava Rocks (Glass Fire Beads optional). Metal insert and Grill Grates not necessary.

|                                      |                                      |
|--------------------------------------|--------------------------------------|
| SIZE (inches)                        | 32 (Inside) 50 (Outside) 16 (Height) |
| TOTAL WEIGHT (lbs.)                  | 1,459                                |
| PRICE PER KIT                        | \$895 Bluestone Blend \$995          |
| PRICE PER NATURAL GAS OR PROPANE KIT | \$1675 Bluestone Blend \$1805        |

## CAMBRIDGE FIRE PIT OPTIONS & ACCESSORIES

### RING KITS



Designed for Round Fire Pits. Bullnose (4 pcs.) and Cast Stone (3 pcs.) available in Bluestone or Chestnut; Granite (2 pcs.) is available in Black Uba Tuba or Venetian Gold with a polished finish. Natural Stone (4 pcs.) available in Autumn Brown or Cumberland Grey. Ring Kits include Fire Brick & Heat Stop Mortar; when purchased, the fire pit metal insert is excluded and will not ship with the fire pit.

NOTE: Ring Kits have to be purchased and installed at the same time as the fire pit (purchased separately) because of different installation requirements for these products (firebrick and heat sensitive mortar).

|                    |               |        |
|--------------------|---------------|--------|
| PRICE PER RING KIT | BULLNOSE      | \$1075 |
|                    | CAST STONE    | \$1075 |
|                    | GRANITE       | \$1590 |
|                    | NATURAL STONE | \$1185 |

### BARBEQUE & FIRE PIT COVER

An optional galvanized steel cover prevents dirt and debris from entering the fire pit when not in use.

|             |         |
|-------------|---------|
| DIAMETER    | 36"     |
| APPROX. WT. | 17 Lbs. |
| PRICE       | \$175   |

### 24" LOG SET

Made of refractory cement these accent logs are a great option for your gas burning fire pits.

|       |         |
|-------|---------|
| COLOR | Red Oak |
| PRICE | \$385   |

### BARBEQUE & FIRE PIT SPARKSCREEN

Optional screen, which is offered in stainless steel and is hinged for easy access to the fire and offers protection from flying embers.

|             |                 |
|-------------|-----------------|
| DIAMETER    | 37"             |
| APPROX. WT. | 40 Lbs.         |
| COLOR       | Stainless Steel |
| PRICE       | \$550           |

NOTE: An open fire will damage the Spark Screen. It has been specifically designed and engineered for containing sparks and embers only.

### GLASS FIRE BEADS

Ordered separately. Choose from Diamond, Aqua and Emerald.

|             |                                      |
|-------------|--------------------------------------|
| GLASS BEADS |                                      |
| NOTE        | Sold In Cases Only* 10 Lbs. Per Case |
| PRICE       | PER CASE \$79<br>PER LB. \$7.9       |

### LAVA ROCKS

NOTE: Half a cubic foot per bag

|       |                 |
|-------|-----------------|
| PRICE | PER BAG \$28.35 |
|-------|-----------------|

\*Square Fire Pits require 50 Lbs. Round Fire Pits & Fire Table require 60 Lbs.

Specially designed for exterior use, this stylish solid mahogany door and frame are already oiled and ready to install. It can also be stained or finished for your choice of final effect. All joints are glued using tongue and groove and sloping joint connections for superior durability. Sold as a left-hand swing gate but can be adjusted on-site to work as a right-hand swing. A dead bolt provides added security. This item is the perfect finishing accent for your Cambridge Outdoor Living Space! Add privacy to a perimeter wall by securing the door between two columns built from any style Cambridge Wallstones as shown. Includes hinges, deadbolt lock and key. Sold as a traditional garden gate. After market decorative latches and/or straps can be added to your taste.



|                     |  |
|---------------------|--|
| SIZE (inches)       | 36" W x 80" H - Including a dramatic 27" diameter opening. |
| TOTAL WEIGHT (lbs.) | 150  |
| PALLET SIZE         | 1 OVERSIZED PALLET (2 Truck Spaces)                        |
| PRICE PER KIT       | \$3875   |

## PRE-PACKAGED COLUMN KITS



### PRE-PACKAGED COLUMN KIT

Each kit is conveniently pre-packaged with Cambridge 6 inch column wallstones to build one 22 in. x 22 in. column, 4 ft. high above ground with one course buried. Just add our cap and hat kit or Cambridge Natural Stone or Cast Stone Caps (NOT INCLUDED). To add an electrical fixture, a 6 in. cavity is left in the center of the column for wiring.

|                     |                              |       |                       |
|---------------------|------------------------------|-------|-----------------------|
| SIZE (inches)       | 22 x 22 (Width), 48 (Height) |       |                       |
| TOTAL WEIGHT (lbs.) | 2,016                        |       |                       |
| PALLET SIZE         | 1                            |       |                       |
| PRICE PER KIT       | SPLIT FACE                   | \$460 | Bluestone Blend \$585 |
|                     | RENAISSANCE                  | \$495 |                       |

### PRE-PACKAGED COLUMN KIT CAP & HAT

For Cambridge Pre-Packaged Column Kit or other column applications. Add a finished cap with or without a second hat dimension (i.e. Cap & Hat). No cutting or splitting is required on either "Cap" or "Hat".

|                             |                                    |      |                      |
|-----------------------------|------------------------------------|------|----------------------|
| CAP - APPROX. SIZE (inches) | 3H x 25D x 25W (4 Pc. Set = 1 Cap) |      |                      |
| HAT - APPROX. SIZE (inches) | 3H x 20D x 20W (4 Pc. Set = 1 Hat) |      |                      |
| WEIGHT PER KIT (lbs.)       | 144 (Cap) 92 (Hat)                 |      |                      |
| CAP - PRICE PER KIT         | SPLIT FACE                         | \$77 | Bluestone Blend \$87 |
|                             | RENAISSANCE                        | \$83 |                      |
| HAT - PRICE PER KIT         | SPLIT FACE                         | \$77 | Bluestone Blend \$85 |
|                             | RENAISSANCE                        | \$83 |                      |



## PRE-PACKAGED COLUMN MAILBOX KITS



### PRE-PACKAGED MAYTRX WALL COLUMN MAILBOX KIT

Each kit is conveniently pre-packaged and pre-cut with the required number (44) Cambridge 6 inch column wallstones to build one 22 in. x 22 in. mailbox column 5 ft. high above ground with one course buried. Includes a fiberglass box with powder-coated, forged metal door in an antique bronze finish. No cutting necessary. Just add our cap and hat kit or Cambridge Natural Stone or Cast Stone Caps (NOT INCLUDED).

|                     |                              |        |
|---------------------|------------------------------|--------|
| SIZE IN (inches)    | 22 x 22 (Width), 60 (Height) |        |
| TOTAL WEIGHT (lbs.) | 2,350                        |        |
| COLUMNS PER PALLET  | 1                            |        |
| PRICE PER KIT       | SPLIT FACE                   | \$1325 |



### PRE-PACKAGED OLDE ENGLISH WALL COLUMN MAILBOX KIT

Each kit is conveniently pre-packaged and pre-cut with Olde English wallstones to build one 20 in. x 20 in. mailbox column 4 ft. 10 in. high above ground with 2 in. buried. Includes a fiberglass box with powder-coated, forged metal door in an antique bronze finish. No cutting necessary. Just add our cap and hat kit or Cambridge Natural Stone or Cast Stone Caps (NOT INCLUDED).

|                     |                                     |        |
|---------------------|-------------------------------------|--------|
| SIZE IN (inches)    | 20 x 20 (Width), 58 (Height)        |        |
| TOTAL WEIGHT (lbs.) | 1,507                               |        |
| COLUMNS PER PALLET  | 1                                   |        |
| PRICE PER KIT       | Sandstone Blend (Custom Order Only) | \$1290 |
|                     |                                     | \$1240 |



**MAILBOX CARE & MAINTENANCE:** Many mailbox installations are in areas that expose the mailbox to road salt from snow/ice removal. This can be very damaging to the painted metal surface. Also, locations near the ocean expose the surface to highly corrosive salt air, as well as acid rain, and smog will also damage the painted surface. A periodic cleaning of the painted surface of your mailbox with a mild detergent, water and soft brush will help keep your mailbox looking like new. In addition, a clear spray (no buff) car wax can help protect the painted finish. This process is recommended 2-3 times a year if possible. This quick maintenance will help your mailbox last for many years to come. Rust, corrosion, wear, and tear are not covered under warranty.

## CAST STONE COLUMN CAPS

Caps are available in two dimensions (24" x 24" and 26" x 26") in Bluestone or Chestnut. On an Olde English Wall Column, a 24" x 24" cap will provide a 2" reveal while a 3" reveal will be achieved with a 26" x 26" cap. On a Cambridge Pre-Packaged Column Kit, a 24" x 24" cap will provide a 1" reveal and a 26" x 26" cap will give a 2" reveal.

### CAST STONE FLAT COLUMN CAP

16 Caps of One Color  
(Sold In Full Pallets Only)



### CAST STONE PYRAMID CAP

8 Caps of One Color  
(Sold Individually & in Full Pallets)



### CAST STONE LIGHT COLUMN CAP

with flat surface on peak for fixture

8 Caps of One Color  
(Sold Individually & in Full Pallets)



| SIZE (inches)                      | 24 x 24 (Width) 3 (Thick) |           | 26 x 26 (Width) 3 (Thick) |           | 24 x 24 (Width) 2 5/8 (Thick) |           | 26 x 26 (Width) 2 5/8 (Thick) |           | 24 x 24 (Width) 2 5/8 (Thick) |           | 26 x 26 (Width) 2 5/8 (Thick) |           |
|------------------------------------|---------------------------|-----------|---------------------------|-----------|-------------------------------|-----------|-------------------------------|-----------|-------------------------------|-----------|-------------------------------|-----------|
|                                    | Chestnut                  | Bluestone | Chestnut                  | Bluestone | Chestnut                      | Bluestone | Chestnut                      | Bluestone | Chestnut                      | Bluestone | Chestnut                      | Bluestone |
| WEIGHT PER CAP (lbs.)              | 141                       |           | 165                       |           | 183                           |           | 201                           |           | 173                           |           | 191                           |           |
| WEIGHT PER PALLET (lbs.)           | 2,306                     |           | 2,690                     |           | 1,514                         |           | 1,658                         |           | 1,434                         |           | 1,578                         |           |
| PRICE PER CAP (SOLD BY THE PALLET) | \$70.5                    | \$77      | \$79.25                   | \$88.50   | \$108.50                      | \$122     | \$125.5                       | \$144.25  | \$108.5                       | \$122     | \$125.5                       | \$144.25  |
| PRICE PER CAP (SOLD BY THE PIECE)  |                           |           |                           |           | \$172                         | \$184.25  | \$187.5                       | \$205     | \$172                         | \$184.25  | \$187.5                       | \$205     |

# CAST STONE STEPPING STONES

Create the look of a natural stone pathway in gardens and other outdoor settings using 6 different, irregularly shaped stepping-stones. Position the stones randomly in a path design of your liking and separate them with grass, pebble stones or mulch.

Available in Bluestone, Chestnut & Boulder Blend.



| DIMENSIONS                       | ALL 2" THICK<br>Sizes of the 6 pieces vary from<br>15" x 21 1/2" TO 17" x 23 1/2" |
|----------------------------------|---|
| WEIGHT PER STEPPING STONE (lbs.) | 65  |
| WEIGHT PER PALLET (lbs.)         | 2,390   |
| PRICE PER STEPPING STONE         | \$28.75   |
| PRICE PER PALLET                 | \$1035  |

36 Stepping Stones  
of One Color  
*(Sold In Full Pallets Only)*

# CAST STONE STEPS

For maximum convenience in creating landscape steps, the 6" thick steps are available in 48" and 72" lengths (sold separately) and also as a pre-packaged kit containing the ten pieces of cast stone needed to complete a staircase with four steps as shown. A choice of Bluestone or Chestnut will coordinate beautifully with all Cambridge Wall and Pavingstone colors as well as natural stone and other landscape materials.



8 Steps of One Color  
*(Sold In Full Pallets Only)*

6 Steps of One Color  
*(Sold In Full Pallets Only)*

| STEP SIZE                | 48" CAST STONE STEP              | 72" CAST STONE STEP              |          |           |
|--------------------------|----------------------------------|----------------------------------|----------|-----------|
| DIMENSIONS               | 48" Wide<br>16" Deep<br>6" Thick | 72" Wide<br>16" Deep<br>6" Thick |          |           |
| WEIGHT PER STEP (lbs.)   | 379                              | 569                              |          |           |
| WEIGHT PER PALLET (lbs.) | 3,082                            | 3,489                            |          |           |
| PRICE PER STEP           | Chestnut                         | Bluestone                        | Chestnut | Bluestone |
|                          | \$160                            | \$185                            | \$230    | \$250     |



Total Pallets: 1

| STEP SIZE                | 48" CAST STONE STAIR KIT          | 72" CAST STONE STAIR KIT          |          |           |
|--------------------------|-----------------------------------|-----------------------------------|----------|-----------|
| DIMENSIONS               | 48" Wide<br>58" Deep<br>24" Thick | 72" Wide<br>58" Deep<br>24" Thick |          |           |
| WEIGHT PER PALLET (lbs.) | 2,700                             | 3,286                             |          |           |
| PRICE PER KIT            | Chestnut                          | Bluestone                         | Chestnut | Bluestone |
|                          | \$1250                            | \$1275                            | \$1575   | \$1610    |

# CAST STONE PALISADES + PC. STEPS SET

From molds inspired by outcrops on cliffs, steep hillsides, mountain ridges, river banks and other bedrock formations and protrusions, the 4 pieces — each having distinctive characteristics of their own — can be stepped back, rotated and positioned in dozens of ways. Up to 8 different face and edge textures can be utilized to build a staircase with a unique, natural appearance.

Available in Bluestone, Chestnut & Boulder Blend.

4 Steps of One Color  
*(Sold In Full Pallets Only)*



| DIMENSIONS               | 48" Wide • 32" Deep • 6" Thick |
|--------------------------|--------------------------------|
| WEIGHT PER STEP (lbs.)   | 720                            |
| WEIGHT PER PALLET (lbs.) | 2,930                          |
| PRICE PER STEP           | \$295                          |



# CAMBRIDGE FULLY-ASSEMBLED KITS\*

Most Fully-Assembled Kits are available in 3 colors: Limestone Quarry Blend, Sahara/Chestnut or Toffee/Onyx

## THE BERKSHIRE FULLY-ASSEMBLED FIREPLACE

### THE BERKSHIRE FULLY-ASSEMBLED WOOD-BURNING OUTDOOR FIREPLACE

Made of Olde English wall and Olde English pavingstones with details of contrasting Brandywine Brick Alley pavingstones set in herringbone and linear patterns, this scaled-down fireplace makes a perfect component for a patio or an outdoor living room where available space needs to be addressed in the planning stages. The fireplace comes complete with a stainless steel chimney liner, termination cap, spark screen and log grate.

The Berkshire Fully-Assembled Fireplace Kit is available in 2 styles:

- Toffee/Onyx with details of contrasting Brandywine Brick Alley Pavers
- Limestone Quarry Blend with details of contrasting Coal Brick Alley Pavers

|                            |                                      |
|----------------------------|--------------------------------------|
| <b>DIMENSIONS</b>          | 8' 2 1/2" H • 4' 1 1/2" W<br>3' 8" D |
| <b>TOTAL PALLETS</b>       | 2                                    |
| <b>TOTAL WEIGHT (lbs.)</b> | 6,300                                |
| <b>PRICE PER KIT</b>       | \$6,785                              |

#### OPTIONAL FIREWOOD BOX EXTENSION

(Right & left side sold separately)

**DIMENSIONS:** 35" H, 29 3/4" W, 37" D

**TOTAL PALLETS:** 1

**WEIGHT (lbs.):** 1,644

**PRICE:** \$1050 Each



## OLDE ENGLISH FULLY-ASSEMBLED FIREPLACE

### OLDE ENGLISH FULLY-ASSEMBLED OUTDOOR FIREPLACE WITH OPTIONAL WATERFALL/FIREWOOD BOX COMBINATION EXTENSIONS

This fireplace provides a sensual sensation that stimulates the spirit of outdoor living by combining the warmth and comfort of a crackling wood fire with the hypnotic sound of a waterfall and the visual appeal of accent lighting right on your patio or within your outdoor living room setting. Note the arched hearth opening and a recessed cast stone diamond-shaped, decorative medallion.

- Made of Cambridge Olde English Wall™ with a Cambridge Bullnose hearth ledge, mantle and chimney top
- Complete with a stainless steel chimney liner, termination cap, spark screen and log grate
- Genuine granite tiles on 4 sides

Olde English Fully-Assembled Fireplace Kits are available in 3 styles:

- Toffee/Onyx with Black Uba Tuba Granite and Bluestone Trim
- Sahara/Chestnut with Venetian Gold Granite and Chestnut Trim
- Limestone Quarry Blend with Black Uba Tuba Granite and Coal Trim

|                            |   |
|----------------------------|---|
| <b>DIMENSIONS</b>          | 8' 5 1/2" H • 4' 11 7/8" W<br>4' 7 7/8" D |
| <b>TOTAL PALLETS</b>       | 3   |
| <b>TOTAL WEIGHT (lbs.)</b> | 7,774                                     |
| <b>PRICE PER KIT</b>       | \$8,485                                   |

#### OPTIONAL FIREWOOD BOX EXTENSION

(Right & left side sold separately)

**DIMENSIONS:** 38 1/2" H, 34" W, 36" D

**TOTAL PALLETS:** 1

**WEIGHT (lbs.):** 1,950

**PRICE:** \$1395 Each



#### OPTIONAL WATERFALL/FIREWOOD BOX EXTENSION


(Right & left side sold separately) Select one color for the lighted waterfall or run all 16 sequentially by remote control.

**DIMENSIONS:** 42 1/2" H, 34" W, 38 1/4" D

**TOTAL PALLETS:** 1

**WEIGHT (lbs.):** 1,880

**PRICE:** \$3825 Each



## OLDE ENGLISH FULLY-ASSEMBLED PIZZA OVEN

### OLDE ENGLISH FULLY-ASSEMBLED OUTDOOR PIZZA OVEN

Be the best pizza chef in town and the talk of friends and family! Bake the most delicious, traditional Italian pizza pies, open-faced baguette pizzas, homemade breads as well as roast vegetables and a variety of dishes right in your own backyard... all with authentic, brick oven flavor. The Old World look is further enhanced with an arch design over the wood storage compartment and 2 bands of granite tiles on 4 sides.

- Firebrick-lined wood burning chamber
- A floor containing a special cooking stone eliminates the need to rotate the pizza while it's cooking
- Vented damper adjusts air flow for temperature control
- Stainless steel chimney liner, termination cap and spark screen
- Professional Quality Care & Cooking Package
- Temperature gauge and drop-down doors with heat dissipating, stainless steel handles
- Genuine granite tiles on 4 sides

Olde English Fully-Assembled Pizza Oven Kits are available in 3 styles:

- Toffee/Onyx with Black Uba Tuba Granite and Bluestone Trim
- Sahara/Chestnut with Venetian Gold Granite and Chestnut Trim
- Limestone Quarry Blend with Black Uba Tuba Granite and Coal Trim

|                            |                                       |
|----------------------------|---------------------------------------|
| <b>DIMENSIONS</b>          | 7' 8" H • 4' 11 1/2" W<br>3' 7 3/4" D |
| <b>TOTAL PALLETS</b>       | 2                                     |
| <b>TOTAL WEIGHT (lbs.)</b> | 7,212                                 |
| <b>PRICE PER KIT</b>       | \$10,250                              |

#### PROFESSIONAL QUALITY CARE & COOKING PACKAGE

- 13" Rectangular pizza peel for inserting and removing your pizza
- 8" Round pizza peel (for rotating pizza; not necessary with Fully-Assembled pizza oven)
- Adjustable brush with copper bristles
- Oven rake and ash shovel
- Wall-mounted peel rack



\*NOTE: Detailed instructions can be found online and are included with components. Concrete pad must be poured and first course installed prior to placing components.

# FULLY-ASSEMBLED GRAND COLUMN

The multi-dimensional design makes a grand statement from top to bottom. Made of Olde English Wallstones & Pavers with insets of Cambridge 4 x 8 Holland Pavingstones from The KingsCourt Collection set in a herringbone pattern on 4 sides. The column is topped off with Bullnose accent trim from The Crusader Collection under a Cambridge Cast Stone Light Cap. Available in 2 sizes – Large (32" x 32", 56" high) and Extra Large (42" x 42", 68" high) – to meet your individual needs. Shown in Extra Large with optional Column Mailbox Insert.



*Olde English Fully-Assembled Grand Column Kits are available in 2 styles:*

- Toffee/Onyx with Bluestone Trim
- Sahara/Chestnut with Chestnut Trim

# FULLY-ASSEMBLED OLDE ENGLISH WALL KITCHEN

Custom Order Only

Custom qualities with fully assembled convenience! Put all of the amenities you need for food preparation, cooking and grilling within arm's reach in the custom configuration that is perfect for you. Whether "L" Shape (as shown), "U" Shape or Straight you can arrange the components to create the kitchen of your dreams. Ready to be joined together, the 4 open-air kitchen modules were designed to achieve a perfect fit using advanced laser technology.



• Made with Cambridge Olde English Wall *Olde English Fully-Assembled Kitchen Kits are available in 3 styles:*

- Stainless steel appliances
- Genuine granite tiles on 4 sides
- Toffee/Onyx with Black Uba Tuba Granite
- Sahara/Chestnut with Venetian Gold Granite
- Limestone Quarry Blend with Black Uba Tuba Granite

Get your Kitchen Design Template today! Visit your Authorized Cambridge Distributor.

| SECTION       | [A] REFRIGERATOR CABINET   | [B] CORNER UNIT              | [C] DOUBLE DOOR CABINET    | [D] GRILL CABINET            |
|---------------|----------------------------|------------------------------|----------------------------|------------------------------|
| DIMENSIONS    | 4' 1/4" L • 3' D • 3' 2" H | 3' 6 1/2" L • 3' D • 3' 2" H | 5' 1/2" L • 3' D • 3' 2" H | 6' 2 1/4" L • 3' D • 3' 2" H |
| PALLETS       | 2                          | 2                            | 2                          | 2                            |
| WEIGHT (lbs.) | 2,415                      | 2,285                        | 2,730                      | 3,470                        |
| PRICE PER KIT | \$3800                     | \$3140                       | \$4035                     | \$8150                       |

## STAINLESS STEEL APPLIANCES

- Grill (38" Wide x 20" Deep)
- 5 Burners with 75,000 BTU auto-ignition
- 2 Lights for nighttime cooking
- Rotisserie
- Built-in thermometer
- Warming rack
- Slide-out grease tray
- Refrigerator
- Cabinet access doors

# FULLY-ASSEMBLED OUTDOOR GRILL ISLAND

This compact yet versatile gas cooking and grilling component has all of the grand conveniences that barbecue aficionados put on their wish lists — durable Cambridge hardscape materials, a polished granite countertop and a band of granite tiles on 4 sides. Complete with a premium grade, Stainless Steel Appliance Package. Consider placing one alone on a concrete pad or next to a Cambridge Outdoor Pizza Oven for an ultimate backyard cooking experience.

*Olde English Fully Assembled Grill Kits are available in 3 styles:*

- Toffee/Onyx with Black Uba Tuba Granite
- Sahara/Chestnut with Venetian Gold Granite
- Limestone Quarry Blend with Black Uba Tuba Granite



- Made With Olde English Wall
- Genuine granite tiles on 4 sides

|                     |                              |
|---------------------|------------------------------|
| DIMENSIONS          | 6' 3 1/4" L x 3' D x 3' 2" H |
| TOTAL PALLETS       | 2                            |
| TOTAL WEIGHT (lbs.) | 3,985                        |
| PRICE PER KIT       | \$7790                       |

## STAINLESS STEEL APPLIANCE PACKAGE

- Grill (38" Wide x 20" Deep)
- 5 Burners with 75,000 BTU auto-ignition
- 2 Lights for nighttime cooking
- Rotisserie
- Built-in thermometer
- Warming rack
- Slide-out grease tray
- Cabinet access doors

# FULLY-ASSEMBLED GAS FIRE TABLE

- Made with Cambridge Olde English Wallstones
- Cambridge Bullnose footrest
- 60" diameter table ring granite (Black Uba Or Venetian Gold)
- Natural Gas or Liquid Propane (Specify at time of order)
- 150K BTU, 24" Penta Burner produces even flame in flower-like pattern
- Includes Lava Rocks (Glass Fire Beads optional)

*Olde English Fully-Assembled Fire Table Kits are available in 2 styles:*

- Toffee/Onyx with Black Uba Tuba Granite
- Sahara/Chestnut with Venetian Gold Granite

|                     |   |
|---------------------|---|
| DIMENSIONS          | 32" Inside Diameter • 60" Outside Diameter • 29" High |
| TOTAL PALLETS       | 2   |
| TOTAL WEIGHT (lbs.) | 3,092   |
| PRICE PER KIT       | \$4740  |

## CAMBRIDGE GLASS FIRE BEADS

Ordered separately, these specially designed, oval-shaped, linear beads reflect light and sparkle on the outside when the flame is lit. Their unique shape allows the flames to move freely between each bead following the smooth contours to create a dancing liquid-like display. Choose from Diamond, Aqua and Emerald. Bead colors can be mixed to create unique designs. See product information on Page 18.



\*NOTE: Do not cover natural gas burner completely with glass fire beads to ensure your unit will burn properly.

# FULLY-ASSEMBLED STONE VENEER KITS\*

All Fully Assembled Stone Veneer Kits Are Available In 2 Colors: Midnight Slate and Santa Fe

## FULLY-ASSEMBLED STONE VENEER FIREPLACE

### FULLY-ASSEMBLED STONE VENEER OUTDOOR FIREPLACE WITH OPTIONAL FIREWOOD BOX COMBINATION EXTENSIONS

For those interested in more natural stone character – this wood-burning fireplace version that features Cambridge Stone Veneer facing in Canyon Ledge and Ledgestone Wall accenting is the perfect fit for you. Two of our most popular trendsetters are paired-up for a look that's unique to Cambridge.

- Made of Stone Veneer Canyon Ledge & Ledgestone Wall with a Bullnose hearth ledge, mantle & chimney top
- Complete with a Stainless Steel Chimney Liner, Termination Cap, Spark Screen & Log Grate

All Fully-Assembled Stone Veneer Fireplace Kits are available in 2 styles:

- Stone Veneer Canyon Ledge Santa Fe & Ledgestone Wall Sahara/Chestnut with Cambridge Bullnose Trim Chestnut
- Stone Veneer Canyon Ledge Midnight Slate & Ledgestone Wall Toffee/Onyx with Cambridge Bullnose Trim Bluestone

|                            |   |
|----------------------------|---|
| <b>DIMENSIONS</b>          | 8' 5 1/2" H • 4' 11 7/8" W<br>4' 7 7/8" D |
| <b>TOTAL PALLETS</b>       | 3   |
| <b>TOTAL WEIGHT (lbs.)</b> | 7,747                                     |
| <b>PRICE PER KIT</b>       | \$10,990                                  |

#### OPTIONAL FIREWOOD BOX EXTENSION

(Right & left side sold separately)

**DIMENSIONS:** 38 1/2" H, 34" W, 36" D  
**TOTAL PALLETS:** 1  
**WEIGHT (lbs.):** 1,750  
**PRICE:** \$1950 Each



Custom Order Only

## FULLY-ASSEMBLED STONE VENEER KITCHEN

### FULLY-ASSEMBLED STONE VENEER KITCHEN


Custom qualities with fully-assembled convenience! Put all of the amenities you need for food preparation, cooking and grilling within arm's reach in the custom configuration that is perfect for you. Whether "L" Shape, "U" Shape or Straight you can arrange the components to create the kitchen of your dreams. Ready to be joined together, the 4 open-air kitchen modules were designed to achieve a perfect fit.

- Made with Stone Veneer Canyon Ledge with Ledgestone Wallstone base.
- Stainless steel appliances

All Fully-Assembled Stone Veneer Kitchen Kits are available in 2 styles:

- Stone Veneer Canyon Ledge Santa Fe with Venetian Gold Granite
- Stone Veneer Canyon Ledge Midnight Slate with Black Uba Tuba Granite

Get your Kitchen Design Template today! Visit your Authorized Cambridge Distributor.



| SECTION              | [A] REFRIGERATOR CABINET   | [B] CORNER UNIT              | [C] DOUBLE DOOR CABINET    | [D] GRILL CABINET            |
|----------------------|----------------------------|------------------------------|----------------------------|------------------------------|
| <b>DIMENSIONS</b>    | 4' 1/4" L • 3' D • 3' 2" H | 3' 6 1/2" L • 3' D • 3' 2" H | 5' 1/2" L • 3' D • 3' 2" H | 6' 2 1/4" L • 3' D • 3' 2" H |
| <b>PALLETS</b>       | 2                          | 2                            | 2                          | 2                            |
| <b>WEIGHT (lbs.)</b> | 2,000                      | 1,700                        | 2,600                      | 3,030                        |
| <b>PRICE PER KIT</b> | \$4390                     | \$3825                       | \$5295                     | \$9495                       |

#### STAINLESS STEEL APPLIANCES

- Grill (38" Wide x 20" Deep)
- 5 Burners with 75,000 BTU auto-ignition
- 2 Lights for nighttime cooking
- Rotisserie
- Built-in thermometer
- Warming rack
- Slide-out grease tray
- Refrigerator
- Cabinet access doors

## STONE VENEER GRILL ISLAND

### FULLY-ASSEMBLED STONE VENEER GRILL ISLAND

This Fully-Assembled Stone Veneer gas cooking and grilling component is made of durable Cambridge hardscape materials, polished granite countertop, and a premium grade, Stainless Steel Appliance Package. Consider placing one alone on a concrete pad or next to a Cambridge Stone Veneer Fireplace for the ultimate backyard experience.

- Made with Cambridge Stone Veneer Canyon Ledge with Ledgestone Wallstone base
- Corner Column Lights shown (not included)

All Fully-Assembled Stone Veneer Grill Kits are available in 2 styles:

- Stone Veneer Canyon Ledge Santa Fe with Venetian Gold Granite
- Stone Veneer Canyon Ledge Midnight Slate with Black Uba Tuba Granite



|                            |                              |
|----------------------------|------------------------------|
| <b>DIMENSIONS</b>          | 6' 3 1/4" L x 3' D x 3' 2" H |
| <b>TOTAL PALLETS</b>       | 2                            |
| <b>TOTAL WEIGHT (lbs.)</b> | 3,030                        |
| <b>PRICE PER KIT</b>       | \$9695                       |

## STONE VENEER PIZZA OVEN

### FULLY-ASSEMBLED STONE VENEER PIZZA OVEN

This Fully-Assembled Stone Veneer Pizza Oven has all the same great amenities as our Olde English Fully-Assembled Pizza Oven including Professional Quality Care & Cooking Package, but now with the look of natural stone.

- Made with Cambridge Stone Veneer Canyon Ledge with Ledgestone Wallstone base

Fully-Assembled Stone Veneer Pizza Ovens are available in 2 styles:

- Stone Veneer Canyon Ledge Santa Fe & Ledgestone Wall Sahara/Chestnut with Cambridge Bullnose Trim Chestnut
- Stone Veneer Canyon Ledge Midnight Slate & Ledgestone Wall Toffee/Onyx with Cambridge Bullnose Trim Bluestone



|                            |                                      |
|----------------------------|--------------------------------------|
| <b>DIMENSIONS</b>          | 7' 8" H • 4' 11 1/2" W • 3' 7 3/4" D |
| <b>TOTAL PALLETS</b>       | 2                                    |
| <b>TOTAL WEIGHT (lbs.)</b> | 6,510                                |
| <b>PRICE PER KIT</b>       | \$11,495                             |

\*NOTE: Detailed instructions can be found online and are included with components. Concrete pad must be poured and first course installed prior to placing components.

**Now Available!**

## MATCHING MINI FIREWOOD BOX EXTENSION KITS

for Boutique Collection Mini Fireplaces

DIMENSIONS: 30" H X 24" W X 28" D | TOTAL PALLETS: 1 | WEIGHT (lbs.): 900  
(Right and left side sold separately)



### [A & B] MINI FULLY-ASSEMBLED OLDE ENGLISH FIREPLACE

Mini Fully-Assembled Olde English Fireplaces:  
[A] available in 1 style; [B] available in 2 styles:

- [A] Olde English Wall Limestone Quarry Blend w/ contrasting Brick Alley Pavers in Coal
- [B] Olde English Wall Toffee/Onyx w/ Bullnose Bluestone Blend trim and Black Uba Tuba granite tiles
- [B] Olde English Wall Sahara/Chestnut w/ Bullnose Chestnut trim and Venetian Gold granite tiles

### [C] MINI FULLY-ASSEMBLED CANYON LEDGE FIREPLACE

Mini Fully-Assembled Canyon Ledge Fireplaces are available in 2 styles:

- Canyon Ledge Santa Fe w/ Bullnose Chestnut trim and Ledge Stone Wallstone Sahara/Chestnut
- Canyon Ledge Midnight Slate w/ Bullnose Bluestone Blend trim and Ledge Stone Wallstone Toffee/Onyx

### [D] FULLY-ASSEMBLED OLDE ENGLISH BENCH W/ LEDGESTONE CAP

Fully-Assembled Olde English Benches w/ Ledge Stone Cap are available in 2 styles:

- Olde English Wall Sahara Chestnut w/ Ledge Stone Cap Mocha
- Olde English Wall Toffee/Onyx w/ Ledge Stone Cap Bluestone Blend

### [E] FULLY-ASSEMBLED OLDE ENGLISH BENCH W/ BULLNOSE CAP

Fully-Assembled Olde English Benches w/ Bullnose Cap are available in 2 styles:

- Olde English Wall Sahara Chestnut w/ Bullnose Cap Chestnut
- Olde English Wall Toffee/Onyx w/ Bullnose Cap Bluestone Blend

| BOUTIQUE COLLECTION        | [A] MINI OLDE ENGLISH FIREPLACE LQB | [B] MINI OLDE ENGLISH FIREPLACE  | [C] MINI CANYON LEDGE FIREPLACE  | [D] OLDE ENGLISH BENCH W/ LEDGESTONE CAP   | [E] OLDE ENGLISH BENCH W/ BULLNOSE CAP   |
|----------------------------|-------------------------------------|----------------------------------|----------------------------------|--|--|
| DIMENSIONS                 | 8' 3" H x 3' 4" W x 3' 10 1/4" D    | 8' 3" H x 3' 4" W x 3' 10 1/4" D | 8' 3" H x 3' 4" W x 3' 10 1/4" D | OUTSIDE RADIUS 6' 11 1/4" W 2' 1" D<br>INSIDE RADIUS 5' 8" W SEAT HEIGHT 18 3/8" | OUTSIDE RADIUS 6' 11 1/4" W 2' 1" D<br>INSIDE RADIUS 5' 8" W SEAT HEIGHT 18 3/4" |
| TOTAL PALLETS              | 2                                   | 2                                | 2                                | 1  | 1  |
| TOTAL WEIGHT (lbs.)        | 4,625                               | 4,625                            | 4,435                            | 1,070  | 1,070  |
| PRICE PER KIT              | \$5275                              | \$5275                           | \$6295                           | \$1340   | \$1340   |
| PRICE PER FIREWOOD BOX KIT | \$1025                              | \$1025                           | \$1525                           |  |  |

NOTE: Cap dimensions are included in bench measurements.

## PRE-CUT & PRE-PACKAGED MAYTRX SEATING WALL KIT



### [E] QUARTER ROUND

Half & Quarter Round MaytrX Seating Wall Kits are available in 3 styles (Split Face Only):

- MaytrX Wall Onyx/Natural with Natural Stone Bullnose Treads & Column Caps Cumberland Grey
- MaytrX Wall Sahara/Chestnut with Natural Stone Bullnose Treads & Column Caps Hampton Brown
- MaytrX Wall Toffee/Onyx with Natural Stone Bullnose Treads & Column Caps Cumberland Blue

NOTE: Column Kits (2) are included. Firepit is NOT included.  
Total Natural Stone Bullnose treads for Quarter Round = 6 (3 seat / 3 wall cap) and  
Total Natural Stone Bullnose treads for Half Round = 12 (6 seat / 6 wall cap)

### [F] HALF ROUND

| SEATING WALL KIT    | [E] QUARTER ROUND  | [F] HALF ROUND   |
|---------------------|--|--|
| DIMENSIONS          | 14' 10" W, 5' D<br>HEIGHTS: SEAT 17 5/8" •<br>BACK WALL: 35 5/8" • COLUMN: 47 5/8" | 15' 10" W, 9' 11" D<br>HEIGHTS: SEAT 17 5/8" •<br>BACK WALL 35 5/8" • COLUMN 47 5/8" |
| TOTAL PALLETS       | 6  | 9  |
| TOTAL WEIGHT (lbs.) | 11,075   | 24,854   |
| PRICE PER KIT       | \$4500   | \$5950   |



## PRE-PACKAGED OLDE ENGLISH PAVER OUTDOOR FIREPLACE KIT

Designed with small individual paver units, the Cambridge Pre-Packaged Olde English Paver Fireplace Kit has all the characteristics of a traditional brick fireplace. This kit is complete with a top of the line stainless steel fireplace, it also features stainless steel curtain pull screens, a stainless steel fire grate, a 4-foot high, air-cooled chimney and black powder coated termination cap complete with galvanized flashing. Also standard are refractory brick panels inside the firebox and five 6" x 6" polished granite tiles for the face on the front of the unit. Shipped as a wood burning unit, the fireplace can also be converted to gas. Only minimal cutting of approximately 23 pcs. of Olde English Pavers is required. See instructions. Step-by-step instructions in English and Spanish are included.



|                            |  |
|----------------------------|--|
| <b>DIMENSIONS</b>          | 7' 4" H x 4' 10" W x 4' 1/4" D<br>(Fireplace including Chimney Cap)<br>20 3/16" H x 30" W x 20 1/4" D<br>(Firebox) |
| <b>TOTAL PALLETS</b>       | 4  |
| <b>TOTAL WEIGHT (lbs.)</b> | 6,400  |
| <b>PRICE PER KIT</b>       | \$3950   |

## PRE-PACKAGED OLDE ENGLISH PAVER FIREPLACE KIT WITH CAST STONE SURROUND DELUXE

Complete with an arched design Cast Stone Fireplace Surround, full width hearth, mantel, chimney cap and 8 1/8" x 8 1/8" square medallion. The surrounds are made of Architectural Cast Stone, which has the look of natural stone, and is a highly refined precast concrete combining the finest raw materials, one of the most advanced manufacturing technologies and exquisite craftsmanship to create a product worthy of your project. Cast stone is available in 2 color choices: Bluestone and Chestnut.



|                            |  |
|----------------------------|--|
| <b>DIMENSIONS</b>          | 7' 4" H x 4' 10" W x 4' 1/4" D<br>(Fireplace including Chimney Cap)<br>20 3/16" H x 30" W x 20 1/4" D<br>(Firebox) |
| <b>TOTAL PALLETS</b>       | 5  |
| <b>TOTAL WEIGHT (lbs.)</b> | 7,388  |
| <b>PRICE PER KIT</b>       | \$5950   |

## PRE-PACKAGED OLDE ENGLISH PAVER FIREPLACE KIT WITH CAST STONE SURROUND

Complete with a square design Cast Stone Fireplace Surround, full width hearth and 8 1/8" x 8 1/8" square medallion. Cast stone is available in 2 color choices: Bluestone and Chestnut.

**WHILE SUPPLIES LAST!**



|                            |        |
|----------------------------|--------|
| <b>TOTAL PALLETS</b>       | 5      |
| <b>TOTAL WEIGHT (lbs.)</b> | 7,030  |
| <b>PRICE PER KIT</b>       | \$4375 |

## OPTIONAL OLDE ENGLISH PAVER FIREWOOD BOX EXTENSION KIT



|                      |                       |
|----------------------|-----------------------|
| <b>DIMENSIONS</b>    | 31" H x 40" W x 36" D |
| <b>TOTAL PALLETS</b> | 1                     |
| <b>WEIGHT (lbs.)</b> | 2,425                 |
| <b>PRICE PER KIT</b> | \$865                 |

## NATURAL GAS OPTION 18" DUAL OUTDOOR BURNER/LOG SET KIT



|                      |                |
|----------------------|----------------|
| <b>DIMENSIONS</b>    | 18" WIDE       |
| <b>WEIGHT (lbs.)</b> | 66             |
| <b>PRICE PER KIT</b> | Red Oak \$1140 |

# PRE-PACKAGED FIREPLACE KITS

## PRE-PACKAGED OLDE ENGLISH WALL OUTDOOR FIREPLACE KIT

The largest of the three Cambridge Pre-Packaged Fireplace Kits, the Olde English Wall Fireplace is the perfect kit for extending your outdoor living space. This kit is complete with a top of the line stainless steel fireplace, it also features stainless steel curtain pull screens, a stainless steel fire grate, a 4-foot high, air-cooled chimney and black powder coated termination cap complete with galvanized flashing. Also standard are refractory brick panels inside the firebox and five 8" x 8" polished granite tiles for the face on the front of the unit. Although shipped as a wood burning unit, it may also be converted to gas. See instructions. Ready to Install... absolutely NO cutting necessary. Step-by-step instructions in English and Spanish are included.



|                            |   |
|----------------------------|---|
| <b>DIMENSIONS</b>          | 9' H x 6' 8" W x 4' 4" D<br>(Fireplace including Chimney Cap)<br>22 1/4" H x 41" W x 21 1/4" D<br>(Firebox) |
| <b>TOTAL PALLETS</b>       | 8   |
| <b>TOTAL WEIGHT (lbs.)</b> | 18,500  |
| <b>PRICE PER KIT</b>       | \$5750  |

## CAMBRIDGE PRE-PACKAGED OLDE ENGLISH WALL FIREPLACE KIT WITH CAST STONE SURROUND DELUXE

Complete with an arched design Cast Stone Fireplace Surround, full width hearth, mantel, chimney cap and 12" x 12" square medallion. The surrounds are made of Architectural Cast Stone, which has the look of natural stone, and is a highly refined precast concrete combining the finest raw materials, one of the most advanced manufacturing technologies and exquisite craftsmanship to create a product worthy of your project. Cast stone is available in 2 color choices: Bluestone and Chestnut.



|                            |   |
|----------------------------|---|
| <b>DIMENSIONS</b>          | 9' H x 6' 8" W x 4' 4" D<br>(Fireplace including Chimney Cap)<br>22 1/4" H x 41" W x 21 1/4" D<br>(Firebox) |
| <b>TOTAL PALLETS</b>       | 8   |
| <b>TOTAL WEIGHT (lbs.)</b> | 16,000  |
| <b>PRICE PER KIT</b>       | \$7595  |

## PRE-PACKAGED OLDE ENGLISH WALL FIREPLACE KIT WITH CAST STONE SURROUND


Complete with a square design Cast Stone Fireplace Surround, full width hearth and 12" x 12" square medallion. The cast stone is available in 2 color choices: Bluestone and Chestnut.

**WHILE SUPPLIES LAST!**



|                            |        |
|----------------------------|--------|
| <b>TOTAL PALLETS</b>       | 9      |
| <b>TOTAL WEIGHT (lbs.)</b> | 18,955 |
| <b>PRICE PER KIT</b>       | \$5685 |

## OPTIONAL OLDE ENGLISH WALL FIREWOOD BOX EXTENSION KIT



|                      |                       |
|----------------------|-----------------------|
| <b>DIMENSIONS</b>    | 36" H x 44" W x 32" D |
| <b>TOTAL PALLETS</b> | 1                     |
| <b>WEIGHT (lbs.)</b> | 2,820                 |
| <b>PRICE PER KIT</b> | \$925                 |

## NATURAL GAS OPTION 24" DUAL OUTDOOR BURNER/LOG SET KIT



|                      |                |
|----------------------|----------------|
| <b>DIMENSIONS</b>    | 24" WIDE       |
| <b>WEIGHT (lbs.)</b> | 98             |
| <b>PRICE PER KIT</b> | Red Oak \$1250 |

## PRE-PACKAGED MAYTRX WALL OUTDOOR FIREPLACE KIT

The MaytrX Fireplace is available in two distinct rock faced textures: Split Face and Renaissance. If contemporary style is preferred, this fireplace design is perfect. This kit is complete with a top of the line stainless steel fireplace, it also features stainless steel curtain pull screens, a stainless steel fire grate, a 4-foot high, air-cooled chimney and black powder coated termination cap complete with galvanized flashing. Also standard are refractory brick panels inside the firebox and six 6" x 6" polished granite tiles for the face on the front of the unit. Ready to Install... absolutely NO cutting necessary. Shipped as a wood burning unit, the fireplace can also be converted to gas. See instructions. Step-by-step instructions in English and Spanish included.



|                            |  |        |
|----------------------------|--|--------|
| <b>DIMENSIONS</b>          | 8' 5" H x 5' 1 1/2" W x 4' D<br>(Fireplace including Chimney Cap)<br>20 3/16" H x 36" W x 20 1/4" D<br>(Firebox) |        |
| <b>TOTAL PALLETS</b>       | 5  |        |
| <b>TOTAL WEIGHT (lbs.)</b> | 13,800   |        |
| <b>PRICE PER KIT</b>       | <b>SPLIT FACE</b>  | \$4875 |
|                            | <b>RENAISSANCE</b>   | \$4995 |

## PRE-PACKAGED MAYTRX WALL FIREPLACE KIT WITH CAST STONE SURROUND DELUXE

Complete with an arched design Cast Stone Fireplace Surround, full width hearth, mantel, chimney cap and 8 1/8" x 8 1/8" square medallion. The surrounds are made of Architectural Cast Stone, which has the look of natural stone, and is a highly refined precast concrete combining the finest raw materials, one of the most advanced manufacturing technologies and exquisite craftsmanship to create a product worthy of your project. Cast stone is available in 2 color choices: Bluestone and Chestnut.



|                            |  |        |
|----------------------------|--|--------|
| <b>DIMENSIONS</b>          | 8' 5" H x 5' 1 1/2" W x 4' D<br>(Fireplace including Chimney Cap)<br>20 3/16" H x 36" W x 20 1/4" D<br>(Firebox) |        |
| <b>TOTAL PALLETS</b>       | 6  |        |
| <b>TOTAL WEIGHT (lbs.)</b> | 12,000   |        |
| <b>PRICE PER KIT</b>       | <b>SPLIT FACE</b>  | \$6995 |
|                            | <b>RENAISSANCE</b>   | \$7250 |

## PRE-PACKAGED MAYTRX WALL FIREPLACE KIT WITH CAST STONE SURROUND

Complete with a square design cast Stone Fireplace Surround, full width hearth and 8 1/8" x 8 1/8" square medallion. Cast stone is available in 2 color choices: Bluestone and Chestnut.

WHILE SUPPLIES LAST!



|                            |                    |        |
|----------------------------|--------------------|--------|
| <b>TOTAL PALLETS</b>       | 6                  |        |
| <b>TOTAL WEIGHT (lbs.)</b> | 13,000             |        |
| <b>PRICE PER KIT</b>       | <b>SPLIT FACE</b>  | \$5195 |
|                            | <b>RENAISSANCE</b> | \$5395 |

## OPTIONAL MAYTRX WALL FIREWOOD BOX EXTENSION KIT



|                      |                       |        |
|----------------------|-----------------------|--------|
| <b>DIMENSIONS</b>    | 36" H x 44" W x 38" D |        |
| <b>TOTAL PALLETS</b> | 2                     |        |
| <b>WEIGHT (lbs.)</b> | 4,700                 |        |
| <b>PRICE PER KIT</b> | <b>SPLIT FACE</b>     | \$1390 |
|                      | <b>RENAISSANCE</b>    | \$1490 |

## NATURAL GAS OPTION 18" DUAL OUTDOOR BURNER/LOG SET KIT



|                      |          |        |
|----------------------|----------|--------|
| <b>DIMENSIONS</b>    | 18" WIDE |        |
| <b>WEIGHT (lbs.)</b> | 66       |        |
| <b>PRICE PER KIT</b> | Red Oak  | \$1135 |

# PRE-CUT & PRE-PACKAGED OUTDOOR GRILL KITS

## PRE-CUT & PRE-PACKAGED LEDGESTONE WALL GRILL MODULE KIT

This Grill Module is complete with Ledgestone Wallstones/Corners and a top of the line stainless steel appliance package, all set in a polished granite countertop. The countertop comes in a choice of Black Uba Tuba or Venetian Gold. Ready to install... absolutely NO cutting necessary. Step-by-step instructions in English and Spanish included.

|                            |                                 |               |
|----------------------------|---------------------------------|---------------|
| <b>DIMENSIONS</b>          | <b>6' 3" L x 3' D x 3' 6" H</b> |               |
| <b>TOTAL PALLETS</b>       | <b>3</b>                        |               |
| <b>TOTAL WEIGHT (lbs.)</b> | <b>6,030</b>                    |               |
| <b>PRICE PER KIT</b>       |                                 | <b>\$7195</b> |
|                            | Sandstone Blend                 | <b>\$7395</b> |
|                            | Bluestone Blend                 | <b>\$7795</b> |



## PRE-CUT & PRE-PACKAGED OLDE ENGLISH WALL GRILL MODULE KIT

In a smaller scale than the outdoor kitchen kit, the Grill Module is complete with Olde English Wallstones and a top of the line stainless steel appliance package, all set in a polished granite countertop. The countertop comes in a choice of Black Uba Tuba or Venetian Gold. Ready to install... absolutely NO cutting necessary. Step-by-step instructions in English and Spanish included.

|                            |                                 |               |
|----------------------------|---------------------------------|---------------|
| <b>DIMENSIONS</b>          | <b>6' 3" L x 3' D x 3' 6" H</b> |               |
| <b>TOTAL PALLETS</b>       | <b>2</b>                        |               |
| <b>TOTAL WEIGHT (lbs.)</b> | <b>5,500</b>                    |               |
| <b>PRICE PER KIT</b>       |                                 | <b>\$6795</b> |
|                            | Bluestone Blend                 | <b>\$7195</b> |



## PRE-CUT & PRE-PACKAGED MAYTRX WALL GRILL MODULE KIT

This style comes complete with MaytrX 6 Wallstones as well as a top of the line stainless steel appliance package, all set in a polished granite countertop in a choice of Black Uba Tuba or Venetian Gold. Ready to install... absolutely NO cutting necessary. Step-by-step instructions in English and Spanish included.

|                            |                                 |               |
|----------------------------|---------------------------------|---------------|
| <b>DIMENSIONS</b>          | <b>6' 3" L x 3' D x 3' 6" H</b> |               |
| <b>TOTAL PALLETS</b>       | <b>3</b>                        |               |
| <b>TOTAL WEIGHT (lbs.)</b> | <b>5,450</b>                    |               |
| <b>PRICE PER KIT</b>       | SPLIT FACE                      | <b>\$6995</b> |
|                            | RENAISSANCE                     | <b>\$7150</b> |



# PRE-CUT & PRE-PACKAGED KITCHEN WITH ASADO COOKER KIT

## PRE-CUT & PRE-PACKAGED OLDE ENGLISH WALL OUTDOOR KITCHEN W/ASADO COOKER KIT

Complete with Olde English Wallstones and appliances including grill, refrigerator, Coyote Asado Cooker, and cabinets all set in polished granite countertops. Step-by-step instructions in English and Spanish included.

|                                    |   |                 |
|------------------------------------|---|-----------------|
| <b>DIMENSIONS L-SHAPED KITCHEN</b> | <b>SHORT SIDE: 6' 4" Long<br/>LONG SIDE: 12' Long • BOTH: 3' Deep</b> |                 |
| <b>TOTAL PALLETS</b>               | <b>7</b>  |                 |
| <b>TOTAL WEIGHT (lbs.)</b>         | <b>14,300</b>   |                 |
| <b>PRICE PER KIT</b>               |   | <b>\$12,625</b> |
|                                    | Bluestone Blend   | <b>\$13,750</b> |



### STAINLESS STEEL APPLIANCE PACKAGE

- Grill (38" Wide x 20" Deep)
- Refrigerator
- Warming rack
- 5 Burners with 75,000 BTU auto-ignition
- Rotisserie
- Slide-out grease tray
- 2 Lights for nighttime cooking
- Built-in thermometer
- Cabinet access doors

**NOTE: All Gas Kits, Appliances & Accessories must be installed by a licensed plumber in accordance with all local municipality codes and ordinances. Installer must refer to product installation manual for specific installation and safety information.**

## PRE-PACKAGED OLDE ENGLISH WALL KITCHEN KIT

Complete with everything you see! Olde English Wallstones, two concrete lintels, and appliances including grill, refrigerator, sink, and cabinets all set in polished granite countertops. Granite countertops come in 2 color choices: Black Uba Tuba or Venetian Gold. Ready to Install... absolutely NO cutting necessary. Step by step instructions in English and Spanish included.



|                                       |   |          |
|---------------------------------------|---|----------|
| <b>DIMENSIONS</b><br>L-SHAPED KITCHEN | <b>SHORT SIDE: 6' 4" Long</b><br><b>LONG SIDE: 12' Long • BOTH: 3' Deep</b> |          |
| <b>TOTAL PALLETS</b>                  | 6   |          |
| <b>TOTAL WEIGHT (lbs.)</b>            | 12,500  |          |
| <b>PRICE PER KIT</b>                  |   | \$11,350 |
|                                       | Bluestone Blend   | \$12,275 |

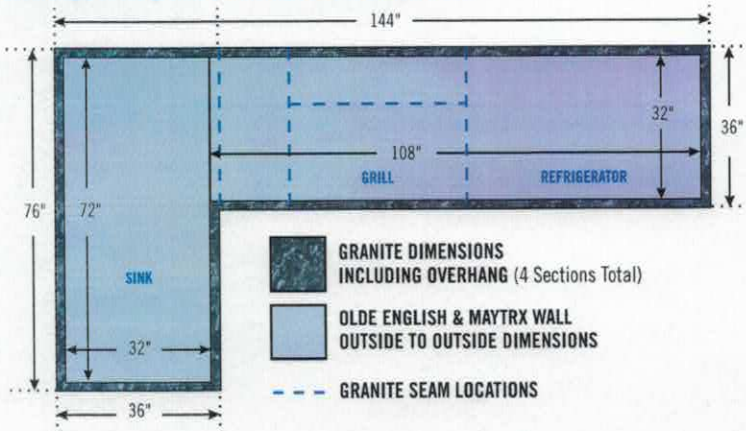
## PRE-PACKAGED MAYTRX WALL KITCHEN KIT

Complete with MaytRx Wallstones and appliances including grill, refrigerator, sink, and cabinets all set in polished granite countertops. Granite countertops come in 2 color choices: Black Uba Tuba or Venetian Gold. Ready to Install... absolutely NO cutting necessary. Step by step instructions in English and Spanish included.



|                                       |   |          |
|---------------------------------------|---|----------|
| <b>DIMENSIONS</b><br>L-SHAPED KITCHEN | <b>SHORT SIDE: 6' 4" Long</b><br><b>LONG SIDE: 12' Long • BOTH: 3' Deep</b> |          |
| <b>TOTAL PALLETS</b>                  | 6   |          |
| <b>TOTAL WEIGHT (lbs.)</b>            | 12,200  |          |
| <b>PRICE PER KIT</b>                  | SPLIT FACE  | \$11,200 |
|                                       | RENAISSANCE   | \$11,995 |

Both kitchens are designed as a left side "L" shape. If your customer prefers a right side "L" shape call your Cambridge distributor and place a Special Order accordingly so the granite countertops can be custom made.



### 38" GRILL\*

Double lined roll top grill with 2 lights for night time grilling. 20" x 38" cooking area with stainless steel grill grates and trim kit. 5 cast stainless steel 75,000 BTU burners with 6 sure lite gas valves with automatic ignition. Heavy duty stainless steel rotisserie with built in thermometer, warming rack and slide out grease tray. Grill is shipped as a Propane Gas (LP) Grill. For a Natural Gas (NG) Grill, specify on order accordingly.

### STAINLESS STEEL REFRIGERATOR & FRAME\*

Upright stainless steel refrigerator with space saving flush back design. Reversible door with left or right swing. Full range temperature control, built in beverage can dispenser and stainless steel trim kit. Dimensions: 19.25"W x 33"H x 22"D.

### STAINLESS STEEL SINK\*

Stainless steel drop in sink complete with hot and cold faucet set with long neck bar spout. Dimensions: 15"L x 15"W

### STAINLESS STEEL ACCESS DOORS\*


Allow easy access to propane tank under grill and plumbing under sink. All doors have slide hinges for easy removal providing ease of cleaning. Sink Single Door Dimensions: 22"H x 18"W x 2"D; Grill Double Doors Dimensions: 22"H x 33"W x 2"D.

\*See manufacturer's manual for warranty details.

**NOTE:** Should you purchase the optional Cambridge Pre-Packaged Pergola Kit for the Olde English or MaytRx Wall Kitchen Kit it must be installed at the same time. The Pre-Packaged Pergola Kit requires concrete footings and CANNOT be added afterwards. When adding a Cambridge Pre-Packaged Pergola Kit the granite countertops will be made custom to fit.

## ACCENT MEDALLIONS FOR ALL CAMBRIDGE PRE-PACKAGED KITS

Add Cambridge Medallions to all your Cambridge Kits. Guaranteed to enhance all your wall, column, kitchen & fireplace projects. Available in 2 shapes and sizes. Medallions are available in 2 color choices. Bluestone and Chestnut.



|                            | SQUARE MEDALLION |           | ROUND MEDALLION |              |
|----------------------------|------------------|-----------|-----------------|--------------|
|                            | SMALL            | LARGE     | SMALL           | LARGE        |
| <b>DIMENSIONS</b>          | 8 1/8" x 8 1/8"  | 12" x 12" | 8 1/8" Diameter | 12" Diameter |
| <b>TOTAL WEIGHT (lbs.)</b> | 11.5             | 24        | 8.9             | 13.5         |
| <b>PRICE PER MEDALLION</b> | \$115            | \$120     | \$115           | \$120        |



Coyote Outdoor has received the highest honor of "Platinum List" awarded by Ocean Home magazine for the design and functionality and overall use of our grill and accessory products.

"A market leader in the design, development and production of high-quality stainless steel grills and accessories, Coyote offers to homeowners the chance to create their dream outdoor kitchens."



| PRODUCT                          | COYOTE 38" GRILL<br>(Drop-in Unit)<br><i>Cambridge Exclusive!</i>   | AVANTI™<br>STAINLESS STEEL<br>REFRIGERATOR<br>AND FRAME   | ELKAY™ STAINLESS<br>STEEL SINK<br>(Drop-in Unit)   | STAINLESS STEEL<br>ACCESS DOORS<br><i>Cambridge Exclusive!</i>  | STAINLESS STEEL<br>BAR CENTER<br>PACKAGE<br>(Drop-in Unit)   | COYOTE<br>GRILL COVER<br>FOR<br>KIT GRILL |
|----------------------------------|---|---|--|---|--|---|
| DESCRIPTION<br>AND<br>DIMENSIONS | Double-lined & roll top grill with vented handle, thermometer and 2 lights for night time grilling. 20" x 38" cooking areas with stainless steel grill grates and heat control grids. 5 cast stainless steel 75,000 BTU burners with 6 sure lite gas valves with automatic ignition. Heavy duty stainless steel rotisserie, rotisserie storage rack, warming rack and slide out grease tray. Grill is shipped as a Propane Gas (LP) Grill. For a Natural Gas (NG) Grill, specify on order accordingly.<br><br><b>GRILL CUTOUT DIMENSIONS:</b><br>38" W x 19 5/8" D x 9 1/4" H | Avanti™ upright stainless steel refrigerator with space saving flush back design. Reversible door with left or right swing. Full range temperature control, adjustable glass shelves, built in beverage can dispenser and stainless steel trim kit.<br><br><b>DIMENSIONS:</b><br>19.25" W x 33" H x 22" D<br><br><b>REFRIGERATOR FRAME<br/>CUTOUT DIMENSIONS:</b><br>20 1/2" W x 1 1/2" D x 36" H | Elkay™ Stainless steel drop in sink complete with hot and cold faucet set with long neck bar spout.<br><br><b>Dimensions:</b><br>15" L x 15" W<br><br><b>SINK CUTOUT DIMENSIONS:</b><br>14 1/4" W x 14 1/4" D x 7 5/8" H | Allow easy access to propane tank under grill and plumbing under sink. Solid Stainless Steel Handles and welded inner frame. 2 Options<br><br><b>SINGLE DOOR DIMENSIONS:</b><br>22" H x 18" W x 2" D<br><br><b>SINGLE DOOR CUTOUT DIMENSIONS:</b><br>15 3/8" W x 2" D x 19 5/8" H<br><br><b>DOUBLE DOORS DIMENSIONS:</b><br>22" H x 33" W x 2" D<br><br><b>DOUBLE DOOR CUTOUT DIMENSIONS:</b><br>30 5/8" W x 2 3/8" D x 19 1/2" H | Bar caddy complete with sink end long neck coldwater faucet, plus convenience features comprised of an ice compartment, removable cutting board, condiment holder with four compartments, speed rack, towel holder, & bottle opener.<br><br><b>BAR CENTER CUTOUT DIMENSIONS:</b><br>29" W x 21 7/8" D x 9 3/8" H | 38"<br><br>DROP-IN                        |
|                                  | PRICE PER   | \$3600  | \$625  | \$295   | \$450    \$590   | \$1795                                    |

## COYOTE ASADO COOKER

Designed for outdoor cooking enthusiasts who appreciate the flavor of charcoal grilling, the Asado Cooker from Coyote can grill, smoke or sear with ease. This grill is constructed from high grade ceramics which offer excellent heat retention, allowing you to cook at consistent temperatures for hours on end. The Asado grill offers 254 square inches of cooking area on a stainless steel grate. A dual-vent airflow system allows for precise control of cooking temperatures that can range from a smoking low, to a steak-searing high, maintaining temperatures for hours and requiring less fire tending than traditional smokers. The Coyote Asado Cooker includes an integrated thermometer, easy lifting wood handle, as well as optional stainless steel cart with heavy-duty casters with two folding wood side shelves.

### FEATURES

- 304 Stainless Steel Coyote Signature Smoking Grate™
- Heat-resistant ceramic construction
- 254 sq. in. of cooking area
- Adjustable venting to maintain precise cooking temperatures
- Smoke, sear, grill option

### ACCESSORY KIT

- Pizza Stone & Elevator
- Heat Deflector
- Beer-Can Chicken Holder
- Cooking Grate Grippers
- Waterproof Cover

### DIMENSIONS

- Overall: 22 1/4" Diameter x 34" Height
- Cutout: 22 1/2" Diameter x 17" Height



| PRODUCT | ASADO COOKER DROP-IN | ASADO COOKER FREESTANDING<br>W/ CART & SIDE SHELVES | ASADO ACCESSORY KIT |
|---------|----------------------|---|---------------------|
| PRICE   | \$1249               | \$1499  | \$259               |

\*These Coyote products can be purchased from online retailers. We have included Manufacturer Suggested Retail Price (MSRP), in order for you to compete, this is the price you would have to match.

# OPTIONAL APPLIANCES & ACCESSORIES

|  |  | COYOTE 28" GRILL  |   | COYOTE 34" GRILL   |   |
|--|--|---|---|--|---|
| <b>STYLE</b><br>Available in Liquid Propane or Natural Gas (Custom Order Only) |  | Two high performance Coyote Infinity Burners™; 640 square inches of cooking area<br>Up to 40,000 BTU of output. |   | Three cast high performance Coyote I-Burners™; 780 square inches of cooking area;<br>Up to 60,000 BTU of output. |   |
|  |  |                                |  |                                |  |
|  |  | DROP-IN   | WITH FREESTANDING CART  | DROP-IN  | WITH FREESTANDING CART  |
| <b>PRICE</b>   |  | \$1350  | \$1555  | \$1875   | \$2695  |

|  |  | COYOTE 42" GRILL WITH LED LIGHTS  |  | COYOTE 50" HYBRID GRILL WITH LED LIGHTS  |  |
|--|--|---|--|--|--|
| <b>STYLE</b><br>Available in Liquid Propane or Natural Gas (Custom Order Only) |  | 4 high performance Coyote Infinity Burners™; 1 infrared rear burner for rotisserie cooking; includes Rotisserie Kit; 1 Coyote RapidSear™ infrared searing burner; 1,275 square inches of cooking area; Up to 110,000 BTU of output. |  | <b>GAS GRILL:</b> 2 high performance Coyote I-Burners™; Interior grill lighting; Over 600 sq. inches of cooking area; Up to 40,000 BTU of output. <b>CHARCOAL GRILL:</b> Adjustable fuel tray; Over 600 square inches of cooking area; Use with charcoal or wood chips; Adjustable dampers for controlling air flow. |  |
|  |  |   |  |   |  |
|  |  | DROP-IN   | WITH FREESTANDING CART   | DROP-IN  | WITH FREESTANDING CART   |
| <b>PRICE</b>   |  | \$3675  | \$4825   | \$3995   | \$5240   |

|                                     |  | COYOTE SLIDE-IN SIDE BURNER (L.P. OR NG)  |               | COYOTE COOLER   | ROTISSERIE KIT  | COYOTE GRILL COVER  |       |         |       |         |       |         |       |
|-------------------------------------|--|---|---------------|---|---|---|-------|---------|-------|---------|-------|---------|-------|
| <b>STYLE</b><br>(Custom Order Only) |  |  |               |  |  |  |       |         |       |         |       |         |       |
|                                     |  | SINGLE BURNER   | DOUBLE BURNER | DROP-IN   | DROP-IN / CART  | DROP-IN   | CART  | DROP-IN | CART  | DROP-IN | CART  | DROP-IN | CART  |
| <b>PRICE</b>                        |  | \$565   | \$855         | \$499   | \$275   | \$77  | \$120 | \$85    | \$145 | \$89    | \$165 | \$99    | \$177 |

\*These Coyote products can be purchased from online retailers. We have included Manufacturer Suggested Retail Price (MSRP), in order for you to compete, this is the price you would have to match.

# OUTDOOR PIZZA OVEN KITS



## OLDE ENGLISH WALL PIZZA OVEN

Complete with Olde English Wallstones. Instructions in English and Spanish included. Choice of Cast Stone Surround Deluxe in Bluestone or Chestnut.

### PROFESSIONAL QUALITY CARE & COOKING PACKAGE

- 13" Rectangular pizza peel for inserting and removing your pizza
- 8" Round pizza peel (for rotating pizza; not necessary with Fully-Assembled pizza oven)
- Adjustable brush with copper bristles
- Oven rake and ash shovel
- Wall-mounted peel rack

## MAYTRX WALL PIZZA OVEN



Complete with MaytrX 6 Wallstones. Instructions in English and Spanish included. Choice of Cast Stone Surround Deluxe in Bluestone or Chestnut.

- 31"- diameter floors.
- Once the oven heats up to 800 degrees it will cook pizza in about 90 seconds.
- A decorative metal door encloses the opening when not in use.
- A "breaking in" period must be adhered to (See instructions).
- The installation of this kit requires a machine on site to set the pizza oven box.




|                     |                                   |
|---------------------|-----------------------------------|
| DIMENSIONS          | 8' 2" H x 5' 4 1/4" W x 6' 3/4" D |
| TOTAL PALLETS       | 6                                 |
| TOTAL WEIGHT (lbs.) | 11,750                            |
| PRICE PER KIT       | \$10,995                          |

|                     |                             |          |
|---------------------|-----------------------------|----------|
| DIMENSIONS          | 7' 6" H x 5' 8" W x 6' 9" D |          |
| TOTAL PALLETS       | 7                           |          |
| TOTAL WEIGHT (lbs.) | 14,800                      |          |
| PRICE PER KIT       | SPLIT FACE                  | \$12,725 |
|                     | RENAISSANCE                 | \$12,925 |

# OUTDOOR BAR MODULE KITS


## PRE-CUT & PRE-PACKAGED OLDE ENGLISH BAR MODULE KIT

Complete with Olde English Wallstones and a top of the line 30" Bar Center package set in a polished granite countertop in a choice of Black Uba Tuba or Venetian Gold. The finished bar also features a footrest that wraps around three sides. Ready to install... absolutely NO cutting necessary. Step-by-step instructions in English and Spanish included.



## PRE-CUT & PRE-PACKAGED MAYTRX BAR MODULE KIT

This style comes complete with MaytrX Wallstones and a top of the line 30" Bar Center package set in a polished granite countertop in a choice of Black Uba Tuba or Venetian Gold. The finished bar also features a footrest that wraps around three sides. Ready to install... absolutely NO cutting necessary. Step-by-step instructions in English and Spanish included.



### STAINLESS STEEL BAR CENTER PACKAGE

- Bar Caddy complete with sink and long neck cold water faucet plus convenience features comprised of an ice compartment, removable cutting board, condiment holder with four compartments, speed rack, towel holder and bottle opener
- Refrigerator
- Cabinet access door



|                     |                             |         |
|---------------------|-----------------------------|---------|
| DIMENSIONS          | 7' 8" L x 3' 7" D x 3' 6" H |         |
| TOTAL PALLETS       | 3                           |         |
| TOTAL WEIGHT (lbs.) | 6,100                       |         |
| PRICE PER KIT       |                             | \$6,250 |
|                     | Sandstone Blend (Custom)    | \$6,350 |
|                     | Bluestone Blend (Custom)    | \$6,915 |

|                     |                             |        |
|---------------------|-----------------------------|--------|
| DIMENSIONS          | 7' 8" L x 3' 7" D x 3' 6" H |        |
| TOTAL PALLETS       | 5                           |        |
| TOTAL WEIGHT (lbs.) | 8,100                       |        |
| PRICE PER KIT       | SPLIT FACE                  | \$6950 |
|                     | RENAISSANCE                 | \$7195 |



# OUTDOOR PATIO PUB & BISTRO TABLE KITS



## PRE-PACKAGED PATIO PUB & BISTRO TABLE KITS

Choose from two styles — Olde English Wall (shown right) and MaytrX Wall (shown left). Both come with a choice of 48" x 48" square or 60" diameter round polished Granite Top in either Black Uba Tuba or Venetian Gold.

### MAYTRX WALL

Complete with one pallet of MaytrX Column Wallstones to build a 22" x 22" single pedestal for a 42" high table.

### OLDE ENGLISH WALL

Complete with 48 pieces of Olde English Wallstones to build a 20" x 20" single pedestal for a 42" high table.

2" Diameter Hole  
Pre-Drilled For  
An Umbrella  
(Not Included)

Seats Up To  
8 People

|                            | OLDE ENGLISH WALL ROUND         | MAYTRX WALL ROUND               |             | OLDE ENGLISH WALL SQUARE        | MAYTRX WALL SQUARE              |             |
|----------------------------|---------------------------------|---------------------------------|-------------|---------------------------------|---------------------------------|-------------|
| <b>DIMENSIONS</b>          | 20" L x 20" W<br>42" High Table | 22" L x 22" W<br>42" High Table |             | 20" L x 20" W<br>42" High Table | 22" L x 22" W<br>42" High Table |             |
| <b>TOTAL PALLETS</b>       | 2                               | 2                               |             | 2                               | 2                               |             |
| <b>TOTAL WEIGHT (lbs.)</b> | 1,925                           | 2,465                           |             | 1,840                           | 2,380                           |             |
| <b>STYLE</b>               |                                 | SPLIT FACE                      | RENAISSANCE |                                 | SPLIT FACE                      | RENAISSANCE |
| <b>PRICE PER KIT</b>       | \$2050                          | \$2165                          | \$2225      | \$1565                          | \$1575                          | \$1615      |

# FIRE & WATER KITS

## ETERNAL FLAME

"Chill-out" with one of the "hottest" trends in backyard amenities with this long, linear, gas-burning insert that is reminiscent of those found at a favorite restaurant, lounge or lodge setting. Sold separately. Your choice...

- Build one or more into any custom Cambridge Wall System
- Situate in an enclosure of Cambridge Wallstones as a standalone element
- Available in Natural gas or Liquid propane
- Complete drop-in fire pit insert utilizes a standing pilot with thermocouple to safely control gas flow. Flame sensing—flame blows out, gas will turn off. Spark ignition, no match required.
- Includes fully assembled stainless steel pan and stainless steel burner, control box with pilot assembly
- UL Certified, 76,000 BTU Flame



|                      |              |
|----------------------|--------------|
| <b>DIMENSIONS</b>    | 37" x 8" PAN |
| <b>WEIGHT (lbs.)</b> | 27           |
| <b>PRICE PER</b>     | \$1225       |

## EVOLUTION 360 (Special Order Only)

A true fire and water attraction for your backyard retreat. Combining the best of both worlds—the calming sound of a water feature with the lighting and warmth of a firepit.

- Made with 76 pieces of LedgeStone Radius Wall with LedgeStone Cast Stone caps
- Patent pending burner design with backflow prevention and up to 90,000 BTU flame
- Remote control with auto relight, filtration, pump and level adjustment
- Available in Natural gas or Liquid propane.

|                            |  |
|----------------------------|--|
| <b>DIMENSIONS</b>          | 53" Inside, 68" Outside<br>19" Height (Wallstone)<br>28" Height (Fountain) |
| <b>TOTAL PALLETS</b>       | 2  |
| <b>TOTAL WEIGHT (lbs.)</b> | 2,809  |
| <b>PRICE PER KIT</b>       | \$13,825   |
|                            | Bluestone Blend \$14,250   |



# PRE-PACKAGED WATERFALL KITS

## RECTANGULAR PRE-PACKAGED WATERFALL KIT

The rectangular waterfall kit is complete with 112 pieces of Olde English Wall and a pondless waterfall. Features a 24 in. waterfall with an illuminating light. One piece 33 gallon basin with prefiltered pump chamber. Tidal Wave 2 pump and Matala filter mat. Ready to install... absolutely NO cutting necessary. Step by step instructions in English and Spanish included.

|                            |                        |
|----------------------------|------------------------|
| <b>DIMENSIONS</b>          | 40" H x 3' 4" D x 7' W |
| <b>BASIN DIMENSIONS</b>    | 20" H x 24" D x 44" W  |
| <b>TOTAL PALLETS</b>       | 1                      |
| <b>TOTAL WEIGHT (lbs.)</b> | 3,400                  |
| <b>PRICE PER KIT</b>       | \$2495                 |
|                            | Bluestone Blend \$2750 |



## ROUND PRE-PACKAGED WATERFALL KIT

The round waterfall kit is complete with 30 pieces of Olde English Radius Wall, 61 pieces of Olde English Wall and a pondless waterfall. Features a 24 in. waterfall with an illuminating light. One piece 33 gallon basin with prefiltered pump chamber. Tidal Wave 2 pump and Matala filter mat. Ready to install... absolutely NO cutting necessary. Step by step instructions in English and Spanish included.

|                            |                        |
|----------------------------|------------------------|
| <b>DIMENSIONS</b>          | 40" H x 3' 5" D x 7' W |
| <b>BASIN DIMENSIONS</b>    | 20" H x 24" D x 44" W  |
| <b>TOTAL PALLETS</b>       | 1                      |
| <b>TOTAL WEIGHT (lbs.)</b> | 2,420                  |
| <b>PRICE PER KIT</b>       | \$2695                 |
|                            | Bluestone Blend \$2895 |



# FOUNTAIN KIT

## WATER FEATURE WITH 3 FOUNTAINS

- Illuminated set of 3 color-changing vases in 18", 24" & 32" heights
- Can be installed into a Cambridge patio or anywhere in your landscape design
- LED light ring illuminates the 3 vases
- Complete with a 46" basin, pump, hardware and instructions

|                            |        |
|----------------------------|--------|
| <b>TOTAL PALLETS</b>       | 1      |
| <b>TOTAL WEIGHT (lbs.)</b> | 200    |
| <b>PRICE PER KIT</b>       | \$2150 |

**48 COLOR LIGHTING OPTIONS IN ONE!**  
Select one light color or run 16 different color changing combinations by remote control.  
Standard on all Waterfall & Vase Fountain Kits



# PRE-PACKAGED 4 COLUMN PERGOLA KITS

## LOW MAINTENANCE PRE-PACKAGED 4 COLUMN PERGOLA KITS

Choose from three standard sizes (16' x 16', 16' x 20' and 20' x 20') or specify any custom size to meet specific requirements of your project. Constructed of high strength fiberglass in a high quality factory-applied white finish with the appearance of painted wood without the maintenance. Includes four 10" square, 5' fiberglass Tuscan columns to be set on any Cambridge Wallstone Column (not included). 8' round columns are available as special order. Optional installation by a local professional is available. For extra shelter from the sun and rain, add an easy to connect, optional overhead canopy with durable, extruded aluminum parts (excludes purlins as shown in photograph), which includes a WeatherGuard rain layer. A choice of stylish fabrics, green or red with beige stripes and Roman pleats, carries one of the best fabric warranties in the industry!

Installation Available - See Page 27\*

| SIZE                         | 16' x 16'     | 16' x 20'     | 20' x 20'     |
|------------------------------|---------------|---------------|---------------|
| PALLET SIZE                  | 16' x 2' x 2' | 20' x 2' x 2' | 20' x 2' x 2' |
| TOTAL WEIGHT (lbs.)          | 1,000         | 1,200         | 1,600         |
| PRICE PER KIT                | \$11,725      | \$12,500      | \$13,250      |
| PRICE PER KIT WITH CANOPY    | \$17,315      | \$19,995      | \$22,750      |
| PERGOLA INSTALLATION PRICE   | \$950.00      | \$950.00      | \$950.00      |
| PERGOLA & CANOPY INST. PRICE | \$1,300.00    | \$1,300.00    | \$1,300.00    |



**OPTIONAL OVERHEAD CANOPY SHOWN ABOVE**  
Available in 2 colors: Green with Beige Stripes & Red with Beige Stripes

# PRE-PACKAGED FAN-SHAPED PERGOLA

## PRE-PACKAGED FAN-SHAPED PERGOLA

Trapezoidal configuration presents a dramatic alternative to a rectangular pergola in a corner of your patio.

- Fits in area 13' x 13' from corner
- Choice of two or four 10" diameter fiberglass Tuscan columns & bases (columns come in base white)
- Columns can be set on any Cambridge Wallstone columns (not included)
- All components pre-cut & drilled for easy assembly

Installation Available - See Page 27\*

|                     |   |
|---------------------|---|
| SIZE                | 9' 9" H x 9' 2 1/4" W (Back) & 18' 4 5/8" (Front) |
| PALLET SIZE         | 18' x 2' x 2'                                     |
| TOTAL WEIGHT (lbs.) | 1,000   |
| PRICE PER KIT       | SPECIAL ORDER ONLY - CALL FOR PRICING             |
| INSTALLATION PRICE  | CALL FOR PRICING                                  |



**SHOWN LEFT: Custom Option, Two Column Fan Pergola with no horizontal cross beams.**



**SHOWN RIGHT: Four Column Fan Pergola**

# PRE-PACKAGED COLONNADE COLUMN PERGOLA

## PRE-PACKAGED COLONNADE COLUMN PERGOLA

A custom pergola with pre-packaged convenience! You can custom order the length you need up to 20 ft. for virtually any application.

- Two or three 10" diameter fiberglass Tuscan columns & bases (columns come in base white)
- Columns can be set on any Cambridge Wallstone Column or Outdoor Living Component (not included)
- All components pre-cut & drilled for easy assembly

Installation Available - See Page 27\*

Total length of the colonnade is three feet longer than the column center to column center dimensions. Columns must be set on a concrete footing with an embedded steel angle iron.

|                    |                                       |
|--------------------|---------------------------------------|
| STANDARD SIZE      | 9' 9" H x 8' D (Length as per order)  |
| PALLET SIZE        | CALL FOR INFORMATION                  |
| TOTAL WEIGHT       | Will vary depending on length chosen. |
| PRICE PER KIT      | SPECIAL ORDER ONLY - CALL FOR PRICING |
| INSTALLATION PRICE | CALL FOR PRICING                      |



## PRE-PACKAGED LOUVERED PERGOLA (Special Order)

- Aluminum pergola with rotating louvers and integrated LED Lighting
- Available in two standard styles: Traditional (white only) and Contemporary
- Available in two standard colors: White and Anthracite Grey

**DELIVERY NOT INCLUDED:** Cambridge will provide delivery cost at time of order. 12 week lead time.

### INSTALLATION FOR LOUVERED PERGOLA

The manufacturer requires that a professional installer be certified to install these models. How can you become certified? You will utilize PT Supply for your first installation and will be trained onsite, and then certified. Installation price is listed below.

|                     |                        |                              |
|---------------------|------------------------|------------------------------|
| SIZE                | 11 1/2' x 16 1/2' x 9' | Custom up to: 18' x 18' x 9' |
| PALLET SIZE         | 17' x 4' x 2'          | VARIABLES                    |
| TOTAL WEIGHT (lbs.) | 1,350                  | VARIABLES                    |
| STYLE               | TRADITIONAL            | CONTEMPORARY                 |
| PRICE PER KIT       | \$15,995               | \$14,895                     |
| INSTALLATION PRICE  | \$2,500.00             | \$2,300.00                   |



## PRE-PACKAGED PAVILION KIT

### PRE-PACKAGED PAVILION KIT

Arched beams and dental molding highlight our new pavilion design. Don't let the sun or rain cramp your outdoor living style! Perfect alone or in combination with other Cambridge kits, the Pavilion Kit from Cambridge will provide a year-round, low maintenance gathering spot that will beautify any project. This substantial and well-appointed structure is constructed of traditional building materials with all exposed surfaces using low maintenance materials. The cathedral ceiling is made of tongue and groove mahogany stained pine. The roof is asphalt shingle, hickory color. Other colors are available as special order. Shown with Curtain Set and Pergola Lights (Not Included).

Choose between two standard sizes: (10' x 15' and 12' x 18'). Includes four 5' round columns to be set on any Cambridge Column (not included). Pre-crafted components and hardware along with a complete set of drawings and construction techniques are provided to facilitate installation by your carpentry crew or take advantage of an optional local installation service.\*

**DELIVERY NOT INCLUDED:** Cambridge will provide delivery cost at time of order. 12 week lead time.

|                    |            |            |
|--------------------|------------|------------|
| SIZE               | 10' x 15'  | 12' x 18'  |
| PRICE PER KIT      | \$13,425   | \$15,250   |
| INSTALLATION PRICE | \$2,444.00 | \$3,005.00 |



## PERGOLA & PAVILION CURTAIN SET

### CAMBRIDGE PERGOLA & PAVILION CURTAIN SET

Machine washable and made for outdoor lifestyles, the sheer material provides four-sided, shade and UV protection as well as an obstruction against flying insects. Offered as an option for each of the Cambridge 4 Column Pergola & Pavilions Kits. Available in choice of Black or White Mesh Fabric. Packaged in 2 Cartons weighing 100 Lbs.

Installation Available - See Below\*



|       |                   |                   |                   |                    |                    |
|-------|-------------------|-------------------|-------------------|--------------------|--------------------|
| SIZE  | 16' x 16' PERGOLA | 16' x 20' PERGOLA | 20' x 20' PERGOLA | 10' x 15' PAVILION | 12' x 18' PAVILION |
| PRICE | \$2795            | \$2925            | \$3350            | \$2795             | \$2925             |

### \*INSTALLATION AVAILABLE FOR PERGOLA & PAVILION KITS!

Contractor/Customer enters contract directly with PT Supply.  
Call Peter Twaite @ (908) 797-9746

## PRE-PACKAGED KITCHEN PERGOLA KIT

### PRE-PACKAGED KITCHEN PERGOLA KIT

Constructed of high strength fiberglass in a high quality factory-applied white finish with the appearance of painted wood without the maintenance. The Kit includes all the material and hardware required to build your Pergola with 10 in. diameter fiberglass Tuscan columns and bases. All components are pre-cut and drilled for easy assembly. Step by step instructions in English and Spanish included. Columns come in base white.

Attractively covers your entire Cambridge Pre-Packaged Olde English or MaytRx Wall Kitchen Kit, or can be used for any of your other outdoor living needs.



|                     |                                |
|---------------------|--------------------------------|
| SIZE                | 9' 9" H x 12' 10 1/2" W x 8' D |
| PALLET SIZE         | 14' x 2' x 2'                  |
| TOTAL WEIGHT (lbs.) | 725                            |
| PRICE PER KIT       | \$6950                         |
| INSTALLATION PRICE  | \$750.00                       |

Installation Available - See Left\*

**NOTE:** Should you purchase the Cambridge Pre-Packaged Pergola Kit for the Olde English or MaytRx Wall Kitchen Kit it must be installed at the same time. The Pre-Packaged Pergola Kit requires concrete footings and CANNOT be added afterwards.

| SUPERSAND<br>Do Not Use With Stone Dust |  | G2 SUPERSAND<br>Do Not Use With Stone Dust |         | G2 GATORMAXX<br>To be used for concrete overlays and stone dust applications only. |         |            | GATOR MAXX<br>To be used for concrete overlays and stone dust applications only. |         |         |            |
|---|--|--|---------|--|---------|------------|--|---------|---------|------------|
| <b>BAGS PER PALLET</b>                  | 56 of one color (sold in full pallets only). One 50 Lb. bag covers approx. 75 Sq. Ft. of pavement. |  |         |  |         |            |  |         |         |            |
| <b>COLOR</b>                            | BEIGE  | SLATE GREY                                 | BEIGE   | SLATE GREY   | BEIGE   | SLATE GREY | BLACK DIAMOND  | IVORY   | BEIGE   | SLATE GREY |
| <b>PRICE - PER BAG</b>                  | \$24.50  | \$27.95                                    | \$31.50 | \$33.95  | \$33.95 | \$35.95    | \$37.95  | \$39.50 | \$27.50 | \$29.95    |
| <b>PRICE - PER PALLET</b>               |  |  |         |  |         |            |  |         |         |            |

| EUROSTONE BOND<br>To be used for Belgium 5-Pc. Design Kit, Cobblestone & Natural Stone Only |   |      | GATOR AQUASTONE<br>To be used for Permeable Pavers. |              | GATOR DUST<br>To be used with Natural Stone Only. |                | GATOR TILE POLYMERIC SAND<br>To be used with Gator Base.   |  |
|---|---|------|---|--------------|---|----------------|--|--|
| <b>BAGS PER PALLET</b>  | 56 of one color (sold in full pallets only) - One 50 Lb. bag covers approx. 23 Sq. Ft. of pavement. |      |   |              |   |                | 40 of one color (sold in full pallets only). One 35 Lb. bag covers approx. 125 Sq. Ft. of tiles. |  |
| <b>COLOR</b>  | BEIGE   | GREY | GRANITE GREY  | SAHARA BEIGE | STONE GREY  | BLACK DIAMOND* | GREY   |  |
| <b>PRICE - PER BAG</b>  |   |      | Custom Order  |              |   | Custom Order   | Custom Order   |  |
| <b>PRICE - PER PALLET</b>   |   |      | Custom Order  |              |   | Custom Order   | Custom Order   |  |

### ALLIANCE SEALERS

| PRODUCT   | SIZE                     | PRICE / CASE | PRICE / EACH |
|---|--------------------------|--------------|--------------|
| GATOR SEAL NATURAL LOOK (WATER BASE)                                      | 1 Gal./Case of 4 Only*   |              |              |
|   | 5 Gallon                 |              |              |
| GATOR SEAL SATIN LOOK (SOLVENT BASE)                                      | 1 Gal./Case of 4 Only*   |              |              |
|   | 5 Gallon                 |              |              |
| GATOR SEAL WET LOOK (SOLVENT BASE)  | 1 Gal./Case of 4 Only*   |              |              |
|   | 5 Gallon                 |              |              |
| GATOR SEAL RESEALER (SOLVENT BASE)  | 1 Gal./Case of 4 Only*   |              |              |
|   | 5 Gallon                 |              |              |
| GATOR SEAL HYBRID SEALER HIGH GLOSS (WATER BASE)                          | 1 Gal./Case of 4 Only*   |              |              |
|   | 5 Gallon                 |              |              |
| GATOR SEAL HYBRID SEALER LOW GLOSS (WATER BASE)                           | 1 Gal./Case of 4 Only*   |              |              |
|   | 5 Gallon                 |              |              |
| GATOR SEAL HYBRID SEALER NO GLOSS (WATER BASE)                            | 1 Gal. / Case of 4 Only* |              |              |
|   | 5 Gallon                 |              |              |
| GATORSEAL NATURAL STONE ZERO GLOSS & COLOR ENHANCER (WATER BASE)          | 1 Gal./Case of 4 Only*   |              |              |
|   | 5 Gallon                 |              |              |
| GATORSEAL HYBRID SEALER LOW GLOSS + COLOR ENHANCER (Custom Order Only)    | 1 Gal./Case of 4 Only*   |              |              |
|   | 5 Gallon                 |              |              |
| GATORSEAL HYBRID SEALER HIGH GLOSS + COLOR ENHANCER (Custom Order Only)   | 1 Gal./Case of 4 Only*   |              |              |
|   | 5 Gallon                 |              |              |
| WET CAST NATURAL LOOK FINISH, ZERO GLOSS (WATER BASE) (Custom Order Only) | 1 Gal./Case of 4 Only*   |              |              |
|   | 5 Gallon                 |              |              |
| WET CAST LOW GLOSS + COLOR ENHANCER (SOLVENT BASE) (Custom Order Only)    | 1 Gal./Case of 4 Only*   |              |              |
|   | 5 Gallon                 |              |              |
| GATOR ROLLER 9"   | Case of 12 Only*         |              |              |
| SOLVENT RESISTANT ROLLER 9"   | Case of 12 Only*         |              |              |
| GATOR SPRAYER   | Case of 12 Only*         |              |              |

### ALLIANCE BINDERS

| PRODUCT                       | SIZE                           | PRICE / CASE | PRICE / EACH |
|-------------------------------|--------------------------------|--------------|--------------|
| GATOR ROCK BOND (Binder Only) | 1 Gal. / Case of 4 Only*       |              |              |
| GATOR ROCK BOND KIT           | 1 Qt. Binder / 40 Lbs. of Rock |              |              |
| GATOR STONE BOND XP           | 5 Gallon                       |              |              |

### GATOR BASE & SCREWS

| PRODUCT                                     | SIZE   | PRICE / PKG | PRICE |
|---|--|-------------|-------|
| GATOR BASE                                  | 12 Pkgs. 10/Pkg. 57.9 SQ FT/Pkg (Custom Order)** |             | **    |
| GATOR SCREWS                                | 20 Pkgs./Carton, 50 Units/Pkg (Custom Order)*    |             | *     |
| GATOR SPACERS 1/8" (Custom Order)           | 6 Pkgs./Box, 50 Units/Pkg                        |             | *     |
| GATOR SPACERS 3/16" (Custom Order)          | 6 Pkgs./Box, 50 Units/Pkg                        |             | *     |
| <b>36</b> GATOR SPACERS 1/4" (Custom Order) | 6 Pkgs./Box, 50 Units/Pkg                        |             | *     |

### ALLIANCE CLEANERS

| PRODUCT  | SIZE                     | PRICE / CASE | PRICE / EACH |
|--|--------------------------|--------------|--------------|
| GATOR CLEAN EFFLORESCENCE CLEANER              | 1 Gal. / Case of 4 Only* |              |              |
|  | 5 Gallon                 |              |              |
| GATOR PROFESSIONAL GRADE EFFLORESCENCE REMOVER | 5 Gallon                 |              |              |
| GATOR CLEAN OIL & GREASE REMOVER XP            | 1 Qt. / Case of 6 Only*  |              |              |
| GATOR CLEAN RUBBER, PAINT & TAR REMOVER        | 1 Qt. / Case of 6 Only*  |              |              |
|  | 5 Gallon                 |              |              |
| GATOR CLEAN SHAMPOO                            | 1 Gal. / Case of 4 Only* |              |              |
| GATOR CLEAN RUST REMOVER                       | 1 Qt. / Case of 6 Only*  |              |              |
| GATOR CLEAN SEALER STRIPPER                    | 1 Gal. / Case of 4 Only* |              |              |
|  | 5 Gallon                 |              |              |
| GATORENE                                       | 1 Gal. / Case of 4 Only* |              |              |

### ALLIANCE ADHESIVES

| PRODUCT                               | SIZE                     | PRICE / CASE | PRICE / EACH |
|---------------------------------------|--------------------------|--------------|--------------|
| GATOR XP LOW VOC ADHESIVE*            | 10 Oz. Tube / Case of 12 |              | \$5.99       |
|                                       | 28 Oz. Tube / Case of 12 |              | \$9.99       |
| GATOR HIGH STRENGTH LOW VOC ADHESIVE* | 10 Oz. Tube / Case of 12 |              | \$5.25       |
|                                       | 28 Oz. Tube / Case of 12 |              | \$9.75       |

### ALLIANCE EDGE RESTRAINTS

| PRODUCT  | SIZE  | PRICE / BUNDLE | PRICE / PALLET      |
|--|---|----------------|---------------------|
| GATOR RIGID EDGING<br>24 Pcs./Bundle • 28 Bundles/Pallet               | 8 Lin. Ft. Per Pc.<br>192 Lin. Ft. Per Bundle |                | /Lin. Ft. /Lin. Ft. |
|  |   |                |                     |
| GATOR FLEX EDGING<br>24 Pcs./Bundle • 28 Bundles/Pallet                | 8 Lin. Ft. Per Pc.<br>192 Lin. Ft. Per Bundle |                | /Lin. Ft. /Lin. Ft. |
|  |   |                |                     |
| GATOR TILE EDGING (Custom Order)<br>24 Pcs./Bundle • 16 Bundles/Pallet | 8 Lin. Ft. Per Pc.<br>192 Lin. Ft. Per Bundle |                | /Lin. Ft. /Lin. Ft. |
|  |   |                |                     |

### GEOGRID & GEOTEXTILE

| TYPE & STRENGTH   | ROLL SIZE   | PRICE / ROLL | PRICE / CARTON |
|---|---|--------------|----------------|
| CAMBRIDGE 5-SERIES GEOGRID  | 100 Sq. Yds./Roll (6 Ft. W x 150 Ft. L)   | \$395        |                |
| CAMBRIDGE UNIVERSAL GEOGRID (Bi-Directional) For Walls Up To 6 Ft. Only | 222 Sq. Yds./Roll (4 Ft. W x 50 Ft. L) - 222 Sq. Yds./Carton (10 Rolls in Display Carton)*      | \$85         |                |
| CAMBRIDGE GEOTEXTILE S55 Soil Strengthener Under Base For Pavers        | 37.5 Sq. Yds./Roll (12 1/2 Ft. W x 27 Ft. L) Folded - 300 Sq. Yds. (8 Rolls in Display Carton)* | \$79         |                |

### GATOR FABRIC 5 WOVEN

| DESCRIPTION   | ROLL SIZE  | PRICE / ROLL | PRICE / CARTON |
|---|--|--------------|----------------|
| Woven Geotextile provides stability and separation of subgrade under Pavers or Retaining Walls. (Other sizes available as a Special Order.) | 4' x 100' - 9 Rolls/Carton* <small>NEW PACKAGING</small> | \$49         |                |
|   | 12.5' x 432' (Custom Order)                              |              |                |
|   | 6.25' x 100'   | \$69         |                |
|   | 6.25' x 300' (Custom Order)                              |              |                |

### GATOR GRID 30-30

| DESCRIPTION   | ROLL SIZE  | PRICE / ROLL | PRICE / CARTON |
|---|--|--------------|----------------|
| Biaxial Geogrid for Retaining Walls & Soil Reinforcement. (Other sizes available as a Special Order.) | 4' x 50' - 15 Rolls/Carton* <small>NEW PACKAGING</small> |              |                |
|   | 6' x 50'   |              |                |
|   | 6' x 150'  |              |                |
|   | 12' x 150' (Custom Order)                                |              |                |

\*Sold by the Case, Box or Carton only. \*\*Sold by Pallet only. †Black Diamond course approximately 10% less than other sand colors.

\*Sold by the Case, Box or Carton only. \*\*Sold by Pallet only. †Black Diamond course approximately 10% less than other sand colors.

|               | PAVER LIGHT<br>7-WATT   | LIGHT KIT<br>4-WATT*  | LIGHT KIT<br>4-WATT*  | PAVER LIGHT<br>7-WATT  | LIGHT KIT<br>7-WATT*   | PAVER LIGHT<br>7-WATT   | LIGHT KIT<br>7-WATT*  |
|---------------|---|---|---|--|--|---|---|
| PRODUCT       |  |  |  |  |  |  |  |
| SIZE (inches) | 4 x 8   | 8 LIGHT KIT   | 14 LIGHT KIT  | 6 x 9  | 6 LIGHT KIT  | 6 x 6   | 8 LIGHT KIT   |
| NOTE          | Sold By Case Only<br>10 Per Case  | Per Box   | Per Box   | Sold By Case Only<br>10 Per Case   | Per Box  | Sold By Case Only<br>10 Per Case  | Per Box   |
| PRICE         | PER CASE  | PER BOX   | PER BOX   | PER CASE   | PER BOX  | PER CASE  | PER BOX   |
| PRICE - EACH  |   |   |   |  |  |   |   |

|               | BC LEDGESTONE LIGHT<br>7-WATT   | LIGHT KIT<br>4-WATT*  | WALL LIGHT<br>7-WATT  | WALL LIGHT KIT<br>7-WATT*   | WALL LIGHT<br>7-WATT  | WALL LIGHT KIT<br>7-WATT*   |
|---------------|---|---|---|---|---|---|
| PRODUCT       |  |  |  |  |  |  |
| SIZE (inches) | 4 1/2 x 9   | 14 LIGHT KIT  | 6 H x 8 L   | 4 LIGHT KIT   | 4 H x 12 L  | 4 LIGHT KIT   |
| NOTE          | Sold By Case Only<br>10 Per Case  | Per Box   | Sold By Case Only<br>8 Per Case   | Per Box   | Sold By Case Only<br>8 Per Case   | Per Box   |
| PRICE         | PER CASE  | PER BOX   | PER CASE  | PER BOX   | PER CASE  | PER BOX   |
| PRICE - EACH  |   |   |   |   |   |   |

|               | WALL/TREAD LIGHT<br>7-WATT  | LIGHT KIT<br>7-WATT*  | LIGHT KIT<br>7-WATT*  | CORNER/<br>COLUMN LIGHT<br>7-WATT  | LIGHT KIT<br>TWO 7-WATT*   | LIGHT KIT<br>TWO 7-WATT*   | PERGOLA KIT<br>TWO 7-WATT   | LIGHT KIT<br>TWO 7-WATT*  |
|---------------|---|---|---|--|--|--|---|---|
| PRODUCT       | <br><i>WHILE SUPPLIES LAST!</i><br><b>REDUCED PRICE!</b><br>Available Colors: Onyx or Chestnut |  |  | <br><i>WHILE SUPPLIES LAST!</i><br><b>REDUCED PRICE!</b><br>Available Colors: Onyx or Chestnut |  |  | <br><i>WHILE SUPPLIES LAST!</i><br><b>REDUCED PRICE!</b> |  |
| SIZE (inches) | 6 1/4 x 1 1/2   | 5 LIGHT KIT   | 10 LIGHT KIT  | 5 1/2 x 5 1/2 x 1 1/2  | 4 LIGHT KIT  | 8 LIGHT KIT  | 3 W x 6 1/2 H   | 4 LIGHT KIT   |
| NOTE          | Sold By Case Only<br>10 Per Case  | Per Box   | Per Box   | Sold By Case Only<br>8 Per Case  | Per Box  | Per Box  | Sold By Case Only<br>8 Per Case   | Per Box   |
| PRICE         | PER CASE  | PER BOX   | PER BOX   | PER CASE   | PER BOX  | PER BOX  | PER CASE  | PER BOX   |
| PRICE - EACH  |   |   |   |  |  |  |   |   |

\* NOTE: All kits include wire & transformer. Additional lights cannot be added to transformer supplied without increasing size or number of transformers. Refer to technical literature from manufacturer.



Our state-of-the-art manufacturing facility is centrally located in South Amboy, New Jersey and has industry-leading multi-color blend capabilities.  
**WE ARE JUST GETTING STARTED!**

|  | HAT PATH LIGHT<br>1-WATT  | HAT PATH LIGHT KIT<br>1-WATT* | GLASS PATH LIGHT<br>1-WATT   | GLASS PATH LIGHT KIT<br>1-WATT* | UPLIGHT<br>7-WATT   | UPLIGHT KIT<br>7-WATT* |
|--|---|-------------------------------|--|---------------------------------|---|------------------------|
| <b>PRODUCT</b><br>Color: Black<br>LED: Clear White |  |                               |  |                                 |  |                        |
| <b>NOTE</b>  | Sold By Case Only<br>5 Per Case   | 5 Light Kit                   | Sold By Case Only<br>5 Per Case  | 5 Light Kit                     | Sold By Case Only<br>4 Per Case   | 4 Light Kit            |
| <b>PRICE</b>                                       | PER CASE  | PER KIT                       | PER CASE   | PER KIT                         | PER CASE  | PER KIT                |
| <b>PRICE - EACH</b>                                |   |                               |  |                                 |   |                        |


|   | WALL/TREAD<br>HARDSCAPE LIGHT<br>1-WATT   | WALL/TREAD<br>HARDSCAPE LIGHT KIT<br>1-WATT* | iLUMA LIGHT 3"<br>1.6-WATT PER FT.   | iLUMA LIGHT KIT 3"<br>1.6-WATT PER FT.* | iLUMA LIGHT 6"<br>1.6-WATT PER FT.   | iLUMA LIGHT KIT 6"<br>1.6-WATT PER FT.* |
|---|---|--|--|---|--|---|
| <b>PRODUCT</b><br>Colors: Black, Bronze* and Grey |  |  |  |   |  |   |
| <b>NOTE</b>                                       | Sold By Case Only<br>10 Per Case  | 10 Light Kit                                 | Sold By Case Only<br>10 Per Case   | 10 Light Kit                            | Sold By Case Only<br>10 Per Case   | 10 Light Kit                            |
| <b>PRICE</b>                                      | PER CASE  | PER KIT                                      | PER CASE   | PER KIT                                 | PER CASE   | PER KIT                                 |
| <b>PRICE - EACH</b>                               |   |  |  |   |  |   |
| <b>*PRICE (BRONZE)</b>                            | PER CASE  | PER KIT                                      |  |   |  |   |
| <b>*PRICE - EACH (BRONZE)</b>                     |   |  |  |   |  |   |


- \*NOTE: All Kits include a 25' Connector Cable, Y Connector and 75 Watt DC Power Supply.  
 • Hat and Glass Pathlight Kits include 10' Connector Cables (5).  
 • Uplight kit includes 10' and 5' Connector Cables (2 of each).  
 • Hardscape Light Kit includes 5' Connector Cable (10).  
 • iLuma Light Kit 3" and 6" Kits include 5' Connector Cables (10).

| THE i-LIGHTING LED DEMO SALES KIT— You Have To Show It To Sell It! |  |  | PER KIT                 |
|--|--|--|-------------------------|
| <b>INCLUDED IN THIS KIT:</b>                                       |  |  |                         |
| 1 — Hat Path Light   | 1 — Bronze Hardscape Light                   | 1 — 15 Watt Power Supply with 5 Button Remote Dimmer/Timer | 1 — 10' Connector Cable |
| 1 — Glass Path Light   | 1 — Black iLuma 5mm Hardscape Light Kit (3") | 1 — 5' Connector Cable                                     | 1 — Large "Y" Connector |
| 1 — Black Uplight  |  |  | 1 — Sample Bag          |

## LED LIGHTS ACCESSORIES

WHILE SUPPLIES LAST AT A REDUCED COST!

|  | PRODUCT                     | QUANTITY   | PRICE/PACK | PRICE/EACH |
|---|-----------------------------|------------|------------|------------|
|   | <b>Y-CONNECTOR</b>          | Pack of 5  |            |            |
|   | <b>5' CONNECTOR CABLES</b>  | Pack of 20 |            |            |
|   | <b>10' CONNECTOR CABLES</b> | Pack of 20 |            |            |
|   | <b>25' CONNECTOR CABLES</b> | Pack of 5  |            |            |
|   | <b>50' CONNECTOR CABLES</b> | Pack of 5  |            |            |

|  | PRODUCT         | QUANTITY | PRICE /EACH |
|--|-----------------|----------|-------------|
|  | <b>100 WATT</b> | 1        |             |
|  | <b>75 WATT</b>  | 1        |             |

12-volt DC power supply with photo eye sensor and 6' power cord, which includes a 5 button RF remote dimmer and timer. Our power supply can only be used with i-Lighting lights

### CAMBRIDGE 5-PC. LED WALL LIGHT KIT

0.75 — 2 Watt (LED)

Remotely changes colors of five light bars in your wall design. Kit includes: five 6" color changing light bars, transformer, splitter, remote control device and stainless steel mounting brackets. Cast brass fixtures have a less conspicuous design with only a 7/8" wide and 7/8" high visible profile so you see the light, not the fixture!






|                      |                               |
|----------------------|-------------------------------|
| <b>SIZE (inches)</b> | <b>6" L x 7/8" W x 7/8" H</b> |
| <b>NOTE</b>          | <b>PER KIT</b>                |
| <b>PRICE PER KIT</b> |                               |


#### 48 COLOR LIGHTING OPTIONS IN ONE!

Select one light color or run 16 different color changing combinations by remote control.

# CAST STONE STONE VENEER

|                                 | CANYON LEDGE  |   |  | TUSCAN FIELDSTONE   |   |  |
|---------------------------------|---|---|--|---|---|--|
| <b>STYLE</b>                    |        |   |  |       |   |  |
| <b>AVAILABLE COLORS</b>         | Autumn Blend, Chestnut, Midnight Slate, Santa Fe  |   |  | Autumn Blend, Chestnut, Midnight Slate, Santa Fe  |   |  |
| <b>AVERAGE STONE DIMENSIONS</b> | Length 8" - 22" • Height 1" - 8"<br>Thickness 1" - 2 1/2"                               |   |  | Length & Height: Irregular Shapes from 5" - 17"<br>Thickness 1" - 2"                    |   |  |
| <b>PRODUCT</b>                  | <b>FLATS - PALLET</b><br><small>(Full weights will fluctuate and are not exact)</small> | <b>FLATS - HANDY PACK</b>   | <b>CORNERS</b>   | <b>FLATS - PALLET</b><br><small>(Full weights will fluctuate and are not exact)</small> | <b>FLATS - HANDY PACK</b>   | <b>CORNERS</b>   |
| <b>PACKAGING</b>                | 120 Sq. Ft./1,200 Lbs.<br><small>(Sold in Full Pallets Only)</small>                    | 10 Sq. Ft./100 Lbs.<br><small>(Sold in Full Handy Packs Only)</small> | 8 Lin. Ft./88 Lbs.<br><small>(Sold in Full Handy Packs Only)</small> | 120 Sq. Ft./1,085 Lbs.<br><small>(Sold in Full Pallets Only)</small>                    | 9 Sq. Ft./80 Lbs.<br><small>(Sold in Full Handy Packs Only)</small> | 7 Lin. Ft./80 Lbs.<br><small>(Sold in Full Handy Packs Only)</small> |
| <b>PRICING</b>                  | PER SQ. FT. <b>\$7.95</b>   | PER SQ. FT. <b>\$8.25</b>   | PER LIN. FT. <b>\$10.65</b>  | PER SQ. FT. <b>\$7.95</b>   | PER SQ. FT. <b>\$8.25</b>   | PER LIN. FT. <b>\$10.65</b>  |

| ACCESSORIES                              |   |   |  |   |               |
|--|---|---|--|---|---------------|
|  | PRODUCT   | COLORS  | DIMENSIONS   | PIECES PER BOX                              | PRICE PER BOX |
| <b>SMALL SOLDIER</b>                     |   | Autumn Leaves (Complements Chestnut)<br>Morning Mist (Complements Midnight Slate)<br>Indian Brown (Complements Santa Fe)<br>Sandy Buff (Complements Autumn Blend) | Width 4" x Height 5"<br>Thickness 1 1/2"                               | 10<br><small>(Sold by the Box Only)</small> | BOX<br>PIECE  |
| <b>LARGE SOLDIER</b>                     |  | Autumn Leaves (Complements Chestnut)<br>Morning Mist (Complements Midnight Slate)<br>Indian Brown (Complements Santa Fe)<br>Sandy Buff (Complements Autumn Blend) | Width 6" x Height 8"<br>Thickness 1 1/2"                               | 12<br><small>(Sold by the Box Only)</small> | BOX<br>PIECE  |
| <b>WATER TABLE SILL (WITH ROCK FACE)</b> |  | Autumn Leaves (Complements Chestnut)<br>Morning Mist (Complements Midnight Slate)<br>Indian Brown (Complements Santa Fe)<br>Sandy Buff (Complements Autumn Blend) | Length 24"<br>Back Height 2 7/8"<br>Front Height 2"<br>Reveal 2 3/4"   | 6<br><small>(Sold by the Box Only)</small>  | BOX<br>PIECE  |
| <b>SHUTTER BLOCK</b>                     |  | Indian Brown (Complements Santa Fe & Chestnut)<br>Sandy Buff (Complements Autumn Blend & Midnight Slate)  | Length 13"<br>Width 2 1/2"<br>Height 2 1/2"                            | 4<br><small>(Sold by the Box Only)</small>  | BOX<br>PIECE  |
| <b>SMALL KEYSTONE</b>                    |  | Autumn Leaves (Complements Chestnut)<br>Morning Mist (Complements Midnight Slate)<br>Indian Brown (Complements Santa Fe)<br>Sandy Buff (Complements Autumn Blend) | Top Width 8"<br>Bottom Width 6"<br>Height 10"<br>Thickness 1 1/2"      | 4<br><small>(Sold by the Box Only)</small>  | BOX<br>PIECE  |
| <b>LARGE KEYSTONE</b>                    |  | Autumn Leaves (Complements Chestnut)<br>Morning Mist (Complements Midnight Slate)<br>Indian Brown (Complements Santa Fe)<br>Sandy Buff (Complements Autumn Blend) | Top Width 10"<br>Bottom Width 6"<br>Height 13 1/2"<br>Thickness 1 1/2" | 3<br><small>(Sold by the Box Only)</small>  | BOX<br>PIECE  |
| <b>FIXTURE</b>                           |  | Autumn Leaves (Complements Chestnut)<br>Morning Mist (Complements Midnight Slate)<br>Indian Brown (Complements Santa Fe)<br>Sandy Buff (Complements Autumn Blend) | Width 8" x Height 12"<br>Thickness 1 1/2"<br>(4" Dia. Hole Centered)   | 2<br><small>(Sold by the Box Only)</small>  | BOX<br>PIECE  |
| <b>RECEPTACLE</b>                        |  | Autumn Leaves (Complements Chestnut)<br>Morning Mist (Complements Midnight Slate)<br>Indian Brown (Complements Santa Fe)<br>Sandy Buff (Complements Autumn Blend) | Width 5" x Height 8"<br>Thickness 1 1/2"<br>(Single Receptacle Hole)   | 2<br><small>(Sold by the Box Only)</small>  | BOX<br>PIECE  |
| <b>DOUBLE RECEPTACLE</b>                 |  | Autumn Leaves (Complements Chestnut)<br>Morning Mist (Complements Midnight Slate)<br>Indian Brown (Complements Santa Fe)<br>Sandy Buff (Complements Autumn Blend) | Width 8" x Height 8"<br>Thickness 1 1/2"<br>(Double Receptacle Hole)   | 2<br><small>(Sold by the Box Only)</small>  | BOX<br>PIECE  |



## *Made in AMERICA*

.....

We are changing America's Landscape with Pavingstones and Wallstones! We want towns all over the United States to upgrade their sidewalks, downtown areas and municipalities with products that will outperform concrete and asphalt. We are allowing people to extend their living space beyond their four walls so that they can enjoy time with family and friends throughout the year. This is about something larger than a pretty driveway or patio. It is about an investment that makes people feel good about coming home or taking a walk in their local community. Our mission is to encourage positive change in the environments we utilize each and every day. We are proud to be a part of this change, one paver and one wallstone at a time.